

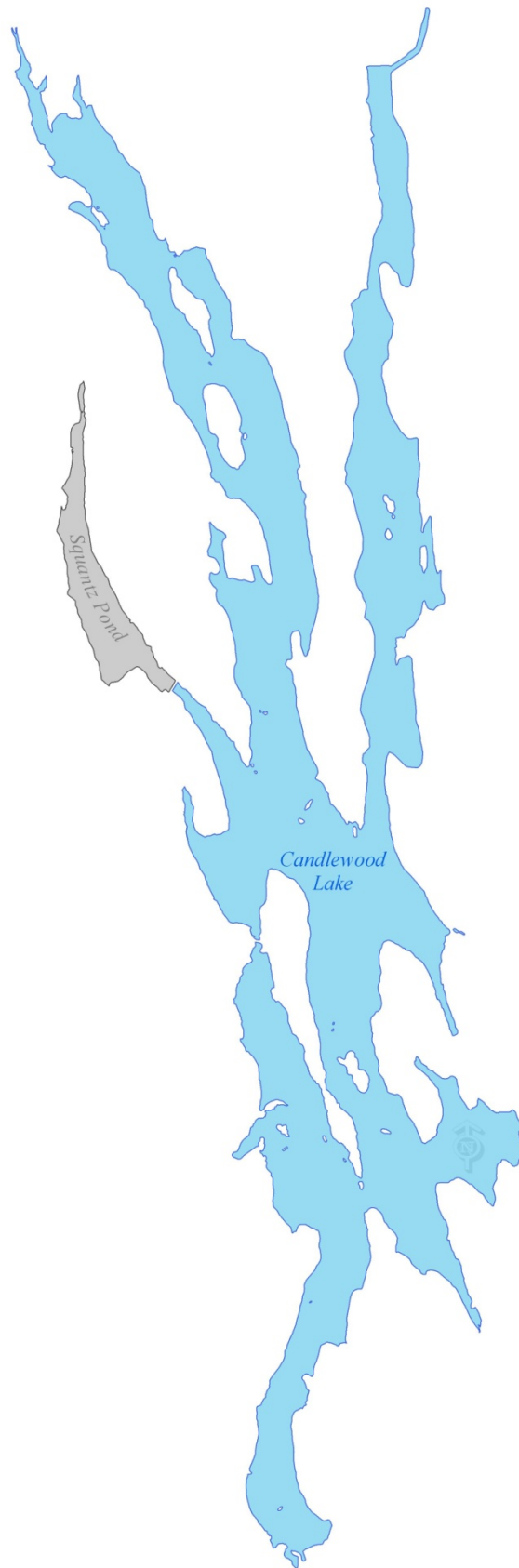
2009



State of Connecticut
Department of Environmental Protection
79 Elm Street
Hartford, CT 06106-5127
www.ct.gov/dep

Boating Division

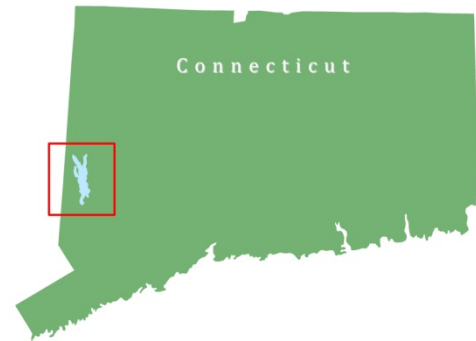
December 15, 2009



**[CANDLEWOOD LAKE
BOATER SURVEY]**

Survey Background

In July of 2009, the Connecticut General Assembly passed Special Act 09-12, requiring the Department of Environmental Protection (DEP) to make recommendations concerning the maximum boat length and motor size permitted on Candlewood Lake. The DEP reviewed existing data regarding lake use and conducted additional research to aid in making a policy suggestion. In August of 2009 DEP staff conducted a count of all vessels docked and moored on the lake.



In addition to this data, DEP staff felt it was necessary to solicit users of the lake for their comments and opinions before making any proposals. A survey was developed by Boating Division staff based on a similar study of recreational issues impacting Lake George in New York. The *Lake George Recreation Study Plan* was completed in 2006 by a private research firm, Adirondack Research, for the Lake George Park Commission. The survey was reviewed by representatives from each town surrounding the lake, the Candlewood Lake Authority (CLA) and several DEP employees making up a panel tasked with making the recommendations. The survey was distributed online, at marinas, boat launches, and even by on water contacts with DEP staff beginning in the first week of September. The DEP accepted surveys postmarked no later than October 7th 2009.

It is important to note the statistical limitation of this survey. The results don't attempt to represent a true account of boating activity and opinions of all users of the lake. The survey was made available online and handed out to anyone who wished to comment. A scientific survey would target a random sample of the actual Candlewood Lake boating population. This methodology would have employed a statistical design for sampling lake users by group, weighted responses, evaluated non-response bias, and extrapolated survey data to represent overall lake use and opinions of different user groups. Since the data is not a random sample, a test of statistical significance between user groups' responses was not completed. Given these limitations, the data presented in this report should be interpreted with caution.

Section 1: Survey Respondents and Lake Use

The DEP received close to 600 surveys from users of Candlewood Lake. After a quick review for completeness (all four pages of survey received) and post marked by the proper date, 557 of the surveys were entered into an Access database. Of the 557 surveys entered into the database, 21 of the survey respondents did not answer question 4 regarding their type of residence in relation to the lake. These surveys were not included in the analysis because many of the questions were to be grouped by 'residence' during analysis. These requirements yielded a total of 536 usable surveys. In the tables included in this report, the overall percent of respondents is based on the total of 536 surveys received. Further analysis by user groups (explained below) was calculated based on the breakdown of respondents by their residence. These totals are listed in Table 1.1 on the following page.

Lake User Groups

Survey respondents were asked to identify their summer residence in location to Candlewood Lake. The majority of surveys received were from those whose summer residences were either lakefront

or in a town surrounding the lake (Brookfield, Danbury, Sherman, New Fairfield, or New Milford) but do not have direct lake access from their property. Four users groups were established based on residence of the respondent: Lakefront, Town Bordering Candlewood Lake (CL), Non Border Connecticut Town, and Out of State.

Table 1.1
Summer Residence Location of Respondent

Overall		Lakefront		Town Bordering CL		Non Border CT Town		Out of State	
(n)	%	(n)	%	(n)	%	(n)	%	(n)	%
536	100%	226	42.2%	199	37.1%	87	16.2%	24	4.5%

A high percentage of survey respondents across all users groups had 5 or more years boating experience on Candlewood Lake.

Table 1.2
Respondents' Experience (in years) Boating on Candlewood Lake

Years	Overall	Lakefront	Town Bordering CL	Non Border CT Town	Out of State
0-1 Years	2.2%	0.0%	3.5%	3.4%	8.3%
2-5 Years	7.8%	7.1%	9.5%	4.6%	12.5%
5 Years or More	88.2%	91.6%	84.9%	89.7%	79.2%
No Response	1.7%	1.3%	2.0%	2.3%	0.0%

When asked about their awareness of current speed regulations, most respondents (about 89%) felt they had a great deal or some awareness of the current speed restrictions on Candlewood Lake.

Table 1.3
Respondents' Familiarity With Speed Restrictions on Candlewood Lake

Awareness Level	Overall	Lakefront	Town Bordering CL	Non Border CT Town	Out of State
Great Deal of Awareness	69.0%	65.9%	69.3%	77.0%	66.7%
Some Awareness	19.6%	22.1%	20.6%	12.6%	12.5%
Little Awareness	4.7%	5.8%	4.0%	2.3%	8.3%
No Response	6.7%	6.2%	6.0%	8.0%	12.5%

Boats Used on Candlewood Lake:

Survey respondents owned 1,027 boats that were used on Candlewood Lake in 2009. Sixty-four percent (661) of these vessels were motorized and thirty-six percent (366) were non-motorized. Overall, respondents owned an average of 1.9 boats.

Boat ownership between user groups was varied. Lakefront respondents typically owned an average of 2.6 boats while other user groups only owned 1.1 – 1.6 boats. 30% of lakefront respondents reported owning at least one Personal Water Craft (PWC) that was used on Candlewood Lake in 2009.

Table 2.1
Average Boats Owned by User Groups

Boat Ownership	Overall	Lakefront	Town	Non	Out of State
			Bordering CL	Border CT Town	
<i>Mean # Motorized</i>	1.2	1.4	1.2	1.1	1.1
<i>Mean # Non-Motor</i>	0.7	1.2	0.5	0.1	0.04
<i>All Boats</i>	1.9	2.6	1.6	1.2	1.1
<i>% Owning a PWC</i>	15.0%	30.2%	9.6%	6.9%	12.5%

Out of state respondents almost always used a motorized vessel on Candlewood Lake. Only .04% of out of state respondents reported owning and using a non-motorized vessel on Candlewood Lake in 2009. The out of state user group was the second highest group to own and use PWC's on the lake. 12.5% owned and used a PWC on the lake in 2009.

Characteristics of Motorized Boat Most Used

Respondents were asked to describe the boat they owned and used most during the summer of 2009 on Candlewood Lake. Overall, sterndrive and outboard motors were most common type of propulsion.

Table 2.2
Characteristics of Motorized Boat Used Most Often (Includes PWC)

Characteristics	Overall	Lakefront	Town	Non	Out of State	
			Bording CL	Border CT Town		
Size (ft.)						
Under 16ft.	5.8%	6.2%	5.5%	6.9%	0.0%	
16ft. - 20ft.	41.8%	32.7%	41.7%	66.7%	37.5%	
21ft. -25ft.	38.1%	42.5%	41.2%	18.4%	41.7%	
26ft. +	3.5%	3.1%	3.0%	3.4%	12.5%	
No Response	10.8%	15.5%	8.5%	4.6%	8.3%	
Mean Boat Size (ft.)	20.2	20.6	20.3	19.1	21.2	
Type of Engine						
Inboard	17.4%	23.0%	15.6%	9.2%	8.3%	
Outboard	34.0%	19.9%	33.7%	72.4%	29.2%	
Sterndrive (I/O)	33.8%	37.2%	38.7%	10.3%	45.8%	
No Response	14.9%	19.9%	12.1%	8.0%	16.7%	
Horsepower						
Mean H.P.	192	214	178	172	225	
Mode H.P.	200	300	200	150	260	

Outboard motors were favored by respondents living in a non bordering Connecticut town. Similarly, a slightly higher percent of out of state respondents used sterndrive boats than other users groups.

Respondents were also asked if the boat they used most often had a portable toilet or and installed toilet on board. If applicable they were to select a type from above. The majority of respondents (65%) did not respond to this question and another 20% actually wrote in something meaning none

or N/A. These two groups would be interpreted to mean 84.5% of boats most used by respondents did not have toilets. 12.1% reported having a portable toilet and only 2.4% reported having an installed toilet.

Average Hours Spent On the Water

Overall, respondents spent an average of 5.4 hours on the water on weekend days and only 4.3 hours on the water during a weekday. Average hours on the water varied greatly by user groups. This is most likely attributed to the effort required to make the boating trip on Candlewood Lake possible.

Table 3.1
Average Hours Respondents Spent On Water

Type of Day	Overall	Lakefront	Town	Non	Out of State
			Bordering CL	Border CT Town	
<i>Weekend Day</i>	5.4	3.0	6.9	7.4	7.3
<i>Weekday</i>	4.3	3.5	4.8	6.0	2.7

Lakefront respondents spent the fewest hours on the lake during weekends with an average of 3 hours. Out of state respondents and respondents traveling from non bordering Connecticut towns spent the greatest time on the water on weekends.

Primary Access to Candlewood Lake

Survey respondents were asked the primary method they used to access Candlewood Lake in 2009. The main access method for lakefront respondents was a private home they owned (62.4%). Another 15.9% of lakefront respondents accessed through a property owned by an association or club. Few respondents used a boat launch or marina. State launch use was most popular among out of state respondents and residents of non bordering Connecticut towns. Town owned boat launches and municipal marinas were most used by respondents residing in the towns bordering Candlewood Lake. Commercial marina use was least popular among lakefront respondents.

Table 4.1
Primary Launch Spot Used to Access Candlewood Lake

Access Type	Overall	Lakefront	Town	Non	Out of State
			Bordering CL	Border CT Town	
<i>Commercial Marina</i>	17.7%	7.5%	28.1%	14.9%	37.5%
<i>Municipal Marina</i>	3.0%	0.4%	7.0%	0.0%	4.2%
<i>Private Home Owned by Someone Else</i>	3.0%	5.8%	1.0%	0.0%	4.2%
<i>Private Home Owned by You</i>	28.5%	62.4%	6.0%	0.0%	0.0%
<i>Property Owned by Association/Club</i>	20.3%	15.9%	34.7%	3.4%	4.2%
<i>State Boat Launch Ramp</i>	17.7%	2.7%	7.0%	74.7%	41.7%
<i>Town Boat Launch</i>	8.2%	4.4%	14.6%	3.4%	8.3%
<i>No Response</i>	1.5%	0.9%	1.5%	3.4%	0.0%

Question 9a asked respondents to place an “A” on the map of Candlewood Lake indicating where they primarily accessed the lake. This data was then placed into GIS program ArcGIS 9 and mapped to show the percent of respondents that accessed the lake by each zone. Zones were determined by Boating Division staff using geographic features of the lake and knowledge of boating routes and activities on the lake.

Overall, zones G, L, and M had the highest percentage of respondent reporting accessing the lake through them. Zone G includes Squantz Cove and Chatterton Point area, zone M includes Echo Bay, and zone L includes Lattin's Cove. See Map 1.1 through Map 1.5 in the appendix for more detailed information.

Areas of Candlewood Lake Respondents Boated In

Respondents were asked to identify areas on the map that they spent most of their time boating in during the 2009 season. After a GIS map was created, certain areas of the lake were reported to be used by respondents more than others. The most popular boating areas were zones I, G, and Q. See Map 2.1 in the appendix for additional details and table of results.

Activities while on Candlewood Lake

Some of the most popular activities respondents engaged in on Candlewood Lake were cruising/sightseeing and swimming from the boat. More than half of respondents reported engaging in these two activities. Tubing was the third most popular activity overall.

Activity preferences varied by user group. Although cruising/sightseeing was one of the most popular activities overall, a higher percentage of lakefront respondents (79%) and respondents whose residences bordered the lake (71%) engaged in this activity. With regard to fishing, a higher percentage of respondents from a non bordering Connecticut town (79%) or from out of state (38%) reported to engage in fishing. Fishing was only engaged in by 23% of lakefront residents.

Table 5.1

Activities Respondents Typically Engaged in While Boating on Candlewood Lake

Activity	Overall	Lakefront	Town	Non	Out of State
			Bordering CL	Border CT Town	
<i>Anchoring During the Day</i>	36.4%	28.8%	52.3%	18.4%	41.7%
<i>Anchoring During Overnight</i>	3.7%	1.3%	5.5%	4.6%	8.3%
<i>Cruising / Sightseeing</i>	65.3%	78.8%	71.4%	21.8%	45.8%
<i>Fishing</i>	37%	23%	33%	79%	38%
<i>Island Camping</i>	3.0%	2.2%	4.0%	1.1%	8.3%
<i>Island Picknicking</i>	15.5%	14.2%	19.1%	11.5%	12.5%
<i>Rafting With Other Boats</i>	13.1%	11.1%	18.6%	5.7%	12.5%
<i>Sailing / Windsurfing</i>	7.5%	8.4%	9.0%	3.4%	0.0%
<i>SCUBA Diving</i>	2.6%	2.2%	3.5%	2.3%	0.0%
<i>Swimming From Boat</i>	55.4%	51.8%	69.3%	31.0%	62.5%
<i>Transportation (to shore, eat, visit, etc.)</i>	23.1%	28.8%	25.1%	8.0%	8.3%
<i>Tubing</i>	42.4%	50.9%	41.2%	19.5%	54.2%
<i>Wakeboarding</i>	15.7%	21.7%	13.6%	8.0%	4.2%
<i>Wakesurfing</i>	2.6%	4.4%	2.0%	0.0%	0.0%
<i>Waterskiing</i>	31.0%	44.7%	25.6%	9.2%	25.0%

Relatively few respondents (7.5%) reported engaging in sailing/windsurfing. However, it was more popular among lakefront respondents or respondents from towns bordering the lake.

Tubing was an activity conducted by about half of all user groups with the exception of non bordering Connecticut towns. Engaging in waterskiing and wakeboarding was most reported by lakefront users.

Section 2: Level of Satisfaction with Use of Candlewood Lake

Overall, 60% of survey respondents felt satisfied or very satisfied with their 2009 Candlewood Lake Experience. Another 19% had a neutral feeling about their satisfaction. Ultimately, only 13% of respondents were dissatisfied or very dissatisfied with their experience. Respondents from non bordering Connecticut towns and out of state respondents had the highest satisfaction; 71.2% and 70.9% respectively. Lakefront respondents were most dissatisfied with their 2009 experience.

Table 6.1

Respondents' Overall Satisfaction With Their 2009 Candlewood Lake Experience

Level of Satisfaction	Overall	Lakefront	Town	Non	Out of State
			Bordering CL	Border CT Town	
<i>Very Satisfied</i>	20.9%	16.8%	22.6%	21.8%	41.7%
<i>Satisfied</i>	39.6%	32.3%	44.7%	49.4%	29.2%
<i>Neutral</i>	19.2%	25.7%	16.1%	13.8%	4.2%
<i>Dissatisfied</i>	9.9%	15.9%	7.0%	3.4%	0.0%
<i>Very Dissatisfied</i>	3.4%	3.1%	2.5%	3.4%	12.5%
<i>No Response</i>	7.1%	6.2%	7.0%	8.0%	12.5%

Modifications to Boating Behavior

When asked, 16% of survey respondents reporting making no change or modification to their boating activities due to problems experienced in 2009. Another 9% provided no response to the question. The remaining survey respondents made one or more modification to their boating behavior.

Table 6.2

Percent of Boaters Who Modified Boating Behavior Because of Problems Experienced on Candlewood Lake

Behavior Changes	Overall	Lakefront	Town	Non	Out of State
			Bordering CL	Border CT Town	
<i>Boated Earlier or Later in the Day</i>	54.7%	59.3%	53.8%	51.7%	29.2%
<i>Boated More Often Earlier or Later in the Season</i>	22.8%	20.8%	23.6%	29.9%	8.3%
<i>Boated More on Weekdays Than Weekends or Holidays</i>	47.8%	55.3%	49.2%	32.2%	20.8%
<i>Boated Other Areas of the Lake Than Where I prefer</i>	12.5%	11.5%	13.6%	14.9%	4.2%
<i>Canceled Certain Boating Activities (e.g. waterskiing)</i>	17.2%	24.3%	12.6%	12.6%	4.2%
<i>Boated on Other Waterbodies</i>	7.5%	1.3%	7.0%	25.3%	4.2%

The most common change overall was boating during off peak hours, either earlier or later in the day or on weekdays as opposed to weekends. Out of state respondents made this change the least.

What Respondents Liked the Most about Candlewood Lake

When given the opportunity to report what the respondent liked the most about this boating season, the most common response (21.1%) was the respondent enjoyed the times the lake was quiet.

Table 6.3

What Did Respondents Like the Most About Their 2009 Boating Season on Candlewood Lake[^]

Liked Most - Categorized	Overall	Lakefront	Town	Non	Out of
			Bordering	Border	
			CL	CT Town	State
<i>Access to Lake</i>	3.4%	2.2%	3.5%	2.3%	16.7%
<i>Beauty / Peacefulness</i>	13.6%	19.0%	11.1%	6.9%	8.3%
<i>Being With Family and Friends</i>	3.7%	3.1%	6.0%	1.1%	0.0%
<i>Cleanliness of Lake/Water/No or Fewer Weeds</i>	4.3%	1.8%	6.0%	5.7%	8.3%
<i>Fishery</i>	12.1%	1.8%	4.5%	56.3%	12.5%
<i>General Rec. Boating Opportunities</i>	7.1%	8.8%	8.0%	1.1%	4.2%
<i>Law Enforcement</i>	0.7%	1.8%	0.0%	0.0%	0.0%
<i>Non Peak Hours/Days/Season/Areas</i>	21.1%	24.8%	25.6%	3.4%	12.5%
<i>Size of Lake</i>	1.5%	0.9%	2.5%	0.0%	4.2%
<i>Swimming From Boat</i>	1.3%	1.3%	2.0%	0.0%	0.0%
<i>Weather</i>	1.9%	1.8%	2.5%	1.1%	0.0%
<i>Not Categorized</i>	1.3%	1.3%	2.0%	0.0%	0.0%
<i>No Response to This Section</i>	28.0%	31.4%	26.1%	21.8%	33.3%

[^]See Table 6.4 in the appendix for detailed version of what respondents liked most.

Another 13.6% of respondents reported enjoying the natural beauty or peacefulness of Candlewood Lake the most. This feeling was most common among lakefront respondents. The fishery of the lake was most liked by 12.1% of all respondents. 56.3% of respondents from non bordering Connecticut towns like the fishery the most and only 1.8% of lakefront residents reporting the fishery of the lake as their most liked feature.

Lakefront and town bordering Candlewood Lake respondents liked the general recreational boating opportunities more than out of state and non border Connecticut town respondents. General recreational boating opportunities included comments suggesting respondents liked the suitability of the lake for water sports, cruising, and general boating.

What Respondents Disliked the Most about Candlewood Lake

Among all dislikes regarding the respondents' 2009 Candlewood Lake season the most common response was that the lake was crowded or congested. 16.6% of respondents disliked the crowding the most. Out of state respondents were the least likely to report congestion as their main dislike. In question 9d, respondents were asked to identify areas of the lake that they felt were routinely congested and interfered with their enjoyment of the lake. See Map 3.1 in the Appendix for additional details and table.

Poor water quality, large boats, other users' behaviors, noise, and wake from vessels were other things that respondents disliked the most.

Table 6.5
What Did Respondents Dislike the Most About Their 2009 Boating Season on Candlewood Lake[^]

Disliked Most - Categorized	Overall	Lakefront	Town	Non	Out of State
			Bordering CL	Border CT Town	
<i>Access to Lake</i>	0.6%	0.0%	0.5%	1.1%	4.2%
<i>Allowing Public to Access Lake</i>	0.7%	1.3%	0.0%	1.1%	0.0%
<i>Boat Launch Conditions</i>	1.3%	0.0%	0.5%	6.9%	0.0%
<i>Boat Speeds on Lake</i>	1.7%	3.1%	1.0%	0.0%	0.0%
<i>Boats Proximity to Shore/Boats/Docks</i>	2.1%	2.2%	2.0%	2.3%	0.0%
<i>Congestion / Crowding / Number of Boats</i>	16.6%	14.6%	21.1%	14.9%	4.2%
<i>Development Around Lake</i>	0.4%	0.4%	0.0%	1.1%	0.0%
<i>Fishermen: Ethics / Too Many</i>	2.8%	4.4%	2.5%	0.0%	0.0%
<i>Government: DEP / CLA / Law Enforcement</i>	1.9%	2.2%	1.0%	2.3%	4.2%
<i>Large Boats</i>	9.0%	8.8%	8.5%	12.6%	0.0%
<i>Nighttime Activity</i>	0.4%	0.4%	0.0%	1.1%	0.0%
<i>Noise: Loud Boats: Engine / Music / Occupants</i>	6.0%	11.1%	3.5%	0.0%	0.0%
<i>Other Users of Lake: Operators / Homeowners</i>	6.7%	4.4%	9.5%	5.7%	8.3%
<i>Personal Water Craft: Behavior/Noise/Speed</i>	3.7%	4.9%	2.0%	4.6%	4.2%
<i>Poor Water Quality / Milfoil / ANS</i>	9.7%	11.5%	9.5%	6.9%	4.2%
<i>Vessels Rafting Together</i>	1.5%	2.7%	1.0%	0.0%	0.0%
<i>Waste: Trash / Litter / Human</i>	1.9%	1.8%	1.5%	2.3%	4.2%
<i>Watersports in Congested Areas</i>	1.9%	0.4%	3.0%	2.3%	4.2%
<i>Waves/Wakes From Vessels</i>	4.3%	4.0%	4.0%	6.9%	0.0%
<i>Weather</i>	2.2%	0.4%	3.5%	2.3%	8.3%
<i>Not Categorized</i>	1.5%	1.3%	1.0%	0.0%	12.5%
<i>No Response to This Section</i>	23.3%	19.9%	24.1%	25.3%	41.7%

[^]See Table 6.6 in the appendix for detailed version of what respondents disliked most.

Recreational Related Issues

Question 11 of the survey asked respondents to rank certain recreational issues identified by the DEP as ‘not a problem’, a ‘minor problem’ or ‘a major problem’. Twenty-two issues were presented to respondents. The issues with the highest percentage of respondents feeling it was a major problem were: milfoil reducing enjoyment of the lake, size of vessels, horsepower of vessels, and unsafe operation of other boats.

Issues that were perceived as not being a problem by respondents were: seaplane activity, access to the lake, unmarked boating hazards, crowding at anchorages, and lack of dock facilities.

Some issues were perceived as more of a problem to lakefront respondents than other users groups. Noise from PWC and other boats was one of these. Lakefront respondents also felt damage to boats, docks, and other property by excessive wakes was a major problem more often than other user groups. Similarly, lakefront and town bordering Candlewood Lake respondents felt unsafe operation of other boaters was a greater problem than out of state and non border Connecticut town respondents.

Table 7.1 on the following pages examines each question and responses in depth.

Table 7.1
Extent Respondents Felt Certain Recreation Related Activities Were Problems

Recreation Related Issue	Overall	Lakefront	Town Bordering CL	Non Border CT Town	Out of State
Noise From Personal Watercraft					
Not a Problem	38.1%	27.4%	42.2%	49.4%	62.5%
A Minor Problem	31.2%	31.9%	31.7%	32.2%	16.7%
A Major Problem	19.4%	28.8%	15.1%	8.0%	8.3%
No Response	11.4%	11.9%	11.1%	10.3%	12.5%
Noise From Other Boats					
Not a Problem	33.8%	19.0%	36.2%	59.8%	58.3%
A Minor Problem	34.3%	38.5%	34.2%	26.4%	25.0%
A Major Problem	19.6%	31.9%	14.6%	4.6%	0.0%
No Response	12.3%	10.6%	15.1%	9.2%	16.7%
Shoreline Erosion Cause by Boat Wakes					
Not a Problem	40.7%	31.4%	39.7%	63.2%	54.2%
A Minor Problem	26.3%	29.2%	25.6%	23.0%	16.7%
A Major Problem	15.3%	23.0%	13.6%	2.3%	4.2%
No Response	17.7%	16.4%	21.1%	11.5%	25.0%
Getting Access to the Lake For Your Boat					
Not a Problem	63.1%	68.6%	69.3%	39.1%	45.8%
A Minor Problem	10.8%	5.3%	7.5%	31.0%	16.7%
A Major Problem	6.5%	3.1%	4.5%	19.5%	8.3%
No Response	19.6%	23.0%	18.6%	10.3%	29.2%
Crowding at Public Boat Launch Sites					
Not a Problem	41.8%	49.1%	40.2%	26.4%	41.7%
A Minor Problem	17.4%	8.0%	17.6%	36.8%	33.3%
A Major Problem	13.6%	10.6%	12.1%	27.6%	4.2%
No Response	27.2%	32.3%	30.2%	9.2%	20.8%
Crowding at Boat Anchorages					
Not a Problem	48.3%	44.2%	45.2%	60.9%	66.7%
A Minor Problem	18.1%	15.5%	22.6%	18.4%	4.2%
A Major Problem	6.7%	8.4%	5.5%	5.7%	4.2%
No Response	26.9%	31.9%	26.6%	14.9%	25.0%
Lack of Dock Facilities					
Not a Problem	53.5%	55.3%	57.8%	40.2%	50.0%
A Minor Problem	13.6%	8.0%	14.6%	25.3%	16.7%
A Major Problem	7.6%	4.0%	5.5%	21.8%	8.3%
No Response	25.2%	32.7%	22.1%	12.6%	25.0%
The Number of Boating Accidents or Near Misses					
Not a Problem	30.0%	25.7%	27.6%	43.7%	41.7%
A Minor Problem	30.4%	27.9%	32.2%	36.8%	16.7%
A Major Problem	22.0%	27.4%	21.6%	9.2%	20.8%
No Response	17.5%	19.0%	18.6%	10.3%	20.8%
Rowdy Behavior of Other Boaters					
Not a Problem	25.2%	19.9%	27.1%	32.2%	33.3%
A Minor Problem	38.2%	39.4%	38.2%	39.1%	25.0%
A Major Problem	22.6%	27.9%	19.6%	16.1%	20.8%
No Response	14.0%	12.8%	15.1%	12.6%	20.8%
Activities on the Water Disturbing My Enjoyment When I'm Onshore					
Not a Problem	47.0%	29.6%	51.8%	78.2%	58.3%
A Minor Problem	22.4%	31.4%	21.1%	4.6%	12.5%
A Major Problem	13.8%	25.7%	6.5%	1.1%	8.3%
No Response	16.8%	13.3%	20.6%	16.1%	20.8%

Table 7.1 Continued
 Extent Respondents Felt Certain Recreation Related Activities Were Problems

Recreation Related Issue	Overall	Lakefront	Town Bordering CL	Non Border CT Town	Out of State
<i>Unsafe Operation of Other Boats</i>					
Not a Problem	17.9%	17.7%	14.1%	21.8%	37.5%
A Minor Problem	38.1%	32.3%	40.7%	50.6%	25.0%
A Major Problem	31.5%	36.7%	33.7%	16.1%	20.8%
No Response	12.5%	13.3%	11.6%	11.5%	16.7%
<i>Seaplane Activity</i>					
Not a Problem	65.7%	61.5%	68.3%	70.1%	66.7%
A Minor Problem	12.3%	14.2%	10.6%	14.9%	0.0%
A Major Problem	4.3%	5.3%	2.5%	4.6%	8.3%
No Response	17.7%	19.0%	18.6%	10.3%	25.0%
<i>Parasailing Activity</i>					
Not a Problem	20.5%	24.8%	19.6%	10.3%	25.0%
A Minor Problem	1.5%	2.2%	0.0%	2.3%	4.2%
A Major Problem	3.9%	4.9%	1.5%	6.9%	4.2%
No Response	74.1%	68.1%	78.9%	80.5%	66.7%
<i>Unmarked Boating Hazards</i>					
Not a Problem	50.9%	47.3%	48.2%	65.5%	54.2%
A Minor Problem	22.0%	19.9%	26.6%	19.5%	12.5%
A Major Problem	8.6%	12.4%	6.5%	3.4%	8.3%
No Response	18.5%	20.4%	18.6%	11.5%	25.0%
<i>Nighttime Speed Limits*</i>					
Not a Problem	46.8%	39.4%	47.2%	64.4%	50.0%
A Minor Problem	15.3%	15.0%	13.1%	19.5%	20.8%
A Major Problem	21.1%	27.4%	22.1%	6.9%	4.2%
No Response	16.8%	18.1%	17.6%	9.2%	25.0%
<i>Daytime Speed Limits*</i>					
Not a Problem	46.5%	35.4%	48.2%	67.8%	58.3%
A Minor Problem	21.1%	24.8%	19.1%	19.5%	8.3%
A Major Problem	17.5%	25.2%	16.1%	3.4%	8.3%
No Response	14.9%	14.6%	16.6%	9.2%	25.0%
<i>Size of Vessels</i>					
Not a Problem	25.2%	19.5%	24.1%	33.3%	58.3%
A Minor Problem	24.3%	21.2%	26.6%	28.7%	16.7%
A Major Problem	38.8%	46.9%	38.7%	28.7%	0.0%
No Response	11.8%	12.4%	10.6%	9.2%	25.0%
<i>Excessive Horsepower</i>					
Not a Problem	29.9%	16.8%	25.6%	64.4%	62.5%
A Minor Problem	22.6%	24.3%	24.1%	18.4%	8.3%
A Major Problem	34.0%	46.9%	34.7%	8.0%	0.0%
No Response	13.6%	11.9%	15.6%	9.2%	29.2%
<i>Damage to Boat, Dock or Other Property by Excessive Wakes</i>					
Not a Problem	34.7%	19.5%	37.2%	63.2%	54.2%
A Minor Problem	25.7%	30.5%	26.1%	17.2%	8.3%
A Major Problem	22.2%	35.8%	16.1%	4.6%	8.3%
No Response	17.4%	14.2%	20.6%	14.9%	29.2%
<i>Pollution From Boat Motors</i>					
Not a Problem	38.2%	25.2%	38.2%	70.1%	45.8%
A Minor Problem	28.2%	32.3%	31.7%	11.5%	20.8%
A Major Problem	15.7%	24.8%	12.1%	2.3%	8.3%
No Response	17.9%	17.7%	18.1%	16.1%	25.0%

Table 7.1 Continued
 Extent Respondents Felt Certain Recreation Related Activities Were Problems

Recreation Related Issue	Overall	Lakefront	Town Bordering CL	Non Border CT Town	Out of State
<i>Improper Disposal of Human Waste From Boats</i>					
<i>Not a Problem</i>	37.9%	25.2%	37.7%	67.8%	50.0%
<i>A Minor Problem</i>	17.7%	17.3%	22.1%	12.6%	4.2%
<i>A Major Problem</i>	21.8%	33.2%	17.6%	3.4%	16.7%
<i>No Response</i>	22.6%	24.3%	22.6%	16.1%	29.2%
<i>Invasive Species Like Milfoil Reducing my Enjoyment of the Lake</i>					
<i>Not a Problem</i>	18.5%	8.8%	11.1%	55.2%	37.5%
<i>A Minor Problem</i>	16.4%	11.5%	21.1%	21.8%	4.2%
<i>A Major Problem</i>	55.2%	71.2%	58.8%	11.5%	33.3%
<i>No Response</i>	9.9%	8.4%	9.0%	11.5%	25.0%

*See discussion in body of report following this table regarding ambiguous nature of this question.

While reviewing preliminary survey results it was discussed that two items had an ambiguous nature. The daytime and nighttime speed limit items left room for question. If a respondent felt there was a minor or major problem with the speed limit, it is possible the respondent's perceived problem could be that the limit is too high or too low. It was intended that if an individual thought there was a problem, it would be that the speed limit was too high. Careful wording will be used in future surveys.

Lake Patrols by Law Enforcement

When asked to rate the quantity of lake patrols by DEP Encon Police and the Candlewood Lake Authority about half (48.7%) felt there should be no change in patrols. Slightly less than half of respondents (45.1%) felt a need for additional law enforcement patrols on the lake. Only 3% of respondents felt patrols should be reduced.

Table 8.1
 Respondents' Opinion on Quantity of Lake Patrols by EnCon Police and CLA

Opinion	Overall	Lakefront	Town Bordering CL	Non Border CT Town	Out of State
<i>Need More</i>	45.1%	50.4%	45.7%	34.5%	29.2%
<i>No Change Necessary</i>	48.7%	42.5%	48.2%	59.8%	70.8%
<i>Should be Reduced</i>	3.0%	3.1%	3.0%	3.4%	0.0%
<i>No Repsonse</i>	3.2%	4.0%	3.0%	2.3%	0.0%

In a related question, number 11, 37.1% of respondents felt more law enforcement patrols would help deal with problems they experienced in 2009 (see Table 9.1 on page 12).

Proposed Management Actions

The survey proposed a number of management actions and respondents were asked if they thought any of these actions should be considered to deal with the problems they experienced on Candlewood Lake in 2009. Only 3.5% of respondents did not answer the question. 12.1% of respondents felt that the existing management actions and regulations were sufficient. The rest of the respondents suggested one or more of the actions should be considered.

About 56% of survey respondents felt that a vessel size limit would be an appropriate management action. Lakefront respondents felt the strongest about enacting a limit (66.4%) followed by respondents from towns bordering the lake (56.3%) and those from non border Connecticut towns (41.4%). Only a small percentage (4.2%) of out of state respondents felt a vessel size limit should be enacted.

A horsepower limit, decreasing the nighttime speed limit, and slow no wake zoning were also popular management actions based on the overall population of survey respondents.

Table 9.1
Percent of Respondents' Who Think Possible Management Actions Should be Considered

Management Action	Overall	Lakefront	Town Bordering CL	Non Border CT Town	Out of State
<i>More Law Enforcement Patrols</i>	37.1%	44.2%	36.7%	23.0%	25.0%
<i>Zoning the Lake For Certain Activities</i>	18.1%	20.8%	19.1%	8.0%	20.8%
<i>Time or Day Zoning for Activities</i>	13.2%	16.8%	13.6%	4.6%	8.3%
<i>Pass Through Zones*</i>	25.9%	26.5%	31.2%	16.1%	12.5%
<i>Slow No Wake Zoning</i>	28.4%	35.0%	26.6%	16.1%	25.0%
<i>Decrease Daytime Speed Limit</i>	22.2%	29.6%	20.6%	6.9%	20.8%
<i>Decrease Nighttime Speed Limit</i>	29.1%	35.4%	29.1%	14.9%	20.8%
<i>Horsepower Limit</i>	34.1%	44.7%	36.2%	10.3%	4.2%
<i>Vessel Size Limit</i>	55.8%	66.4%	56.3%	41.4%	4.2%
<i>Additional Navigation Buoys</i>	24.3%	24.3%	29.6%	12.6%	20.8%
<i>Described 'Other' Not Listed on Survey**</i>	30.8%	38.9%	29.6%	19.5%	4.2%
<i>Existing Regulations/Management Sufficient</i>	12.1%	9.7%	10.1%	21.8%	16.7%
<i>No Response</i>	3.5%	6.5%	14.9%	12.5%	6.9%

*Makes a channel designated as transportation only prohibiting recreational activities.

**Respondents who selected other were asked to describe another management action they thought should be considered to deal with problems experienced. See Table 9.2 for summary of these responses.

In addition to the list above, about 31% of respondents took the opportunity to write in an 'other' management action not already mentioned. These responses were read and categorized. While only a small amount of respondents wrote in an open ended response, two stood out as having the most respondents suggest them. Noise control and decreasing the number of out of town/state boaters were both suggested by 10% of respondents as other actions that should be considered. Table 9.2 on the following page contains all responses and the frequency they were suggested.

Table 9.2

"Other" Management Actions Not Listed on Survey

Proposed Management Action	Overall	
	%[^]	(n)
<i>Already Covered w/ Topic Above*</i>	18.2%	30
<i>Not a Management Action**</i>	14.5%	24
<i>Noise Control</i>	10.9%	18
<i>Decrease Out of Town/State Boaters</i>	10.3%	17
<i>Better Management of Fishing Tournaments</i>	7.3%	12
<i>Weed Control</i>	5.5%	9
<i>Fee for Out of State/Boat Launch</i>	4.8%	8
<i>Make Rafting Regulations</i>	4.2%	7
<i>Boat Sticker Program</i>	3.6%	6
<i>Limit Number of Boats at State Launches</i>	3.0%	5
<i>Have a Capacity on Lake</i>	2.4%	4
<i>Impose Curfew for Evening</i>	1.8%	3
<i>Enforce PWC Rules</i>	1.8%	3
<i>Ban Tubing</i>	1.2%	2
<i>Better Rental Oversight</i>	1.2%	2
<i>Regulate Camping on Islands</i>	1.2%	2
<i>Bathrooms</i>	0.6%	1
<i>Close Public Launches</i>	0.6%	1
<i>Decrease Number of PWC</i>	0.6%	1
<i>Put Docks on Islands</i>	0.6%	1
<i>Enforce Littering</i>	0.6%	1
<i>Regulate Seaplane Activity</i>	0.6%	1
<i>Illegal Swim Area Enforcement</i>	0.6%	1
<i>Impound Violator's Boats</i>	0.6%	1
<i>Increase Driver Age</i>	0.6%	1
<i>Make Changes at State Launches</i>	0.6%	1
<i>More DEP Involvement</i>	0.6%	1
<i>Tougher Watersports Laws - Towing Sports</i>	0.6%	1
<i>Require License for All Boaters</i>	0.6%	1

[^]Percent of those who offered a suggestion, 165 total respondents

*Respondents' written response was not truly a new suggestion and was an option already offered.

**Written response was not a management action, often just a comment such as "selling my house" or "common sense"

This page intentionally left blank.

Appendix

Contents:

Table 6.4 - Detailed Version of What Respondents Liked Most

Table 6.6 - Detailed Version of What Respondents Disliked Most

Map 1.1 - Where Respondents Accessed the Lake (Overall)

Map 1.2 - Where Respondents Accessed the Lake (Lakefront)

Map 1.3 - Where Respondents Accessed the Lake (Town Bordering CL)

Map 1.4 - Where Respondents Accessed the Lake (Non Border CT Town)

Map 1.5 - Where Respondents Accessed the Lake (Out of State)

Map 2.1 - Areas of Lake Most Boated In

Map 3.1 - Areas of Lake Felt to be Routinely Congested

Map 4.1 - Near Misses by Zone of Lake

Survey - 2009 Candlewood Lake Boater's Survey

Table 6.4

What Did Respondents Like the Most About Their 2009 Boating Season on Candlewood Lake - Detailed

Liked Most	Overall		Lakefront		Town		Non		Out of State	
					Bordering CL		Border CT	Town		
	(n)	%	(n)	%	(n)	%	(n)	%	(n)	%
Quiet Weekdays	68	12.7%	32	14.2%	32	16.1%	2	2.3%	2	8.3%
Fishery	63	11.8%	3	1.3%	8	4.0%	49	56.3%	3	12.5%
Beauty of Lake	62	11.6%	34	15.0%	21	10.6%	5	5.7%	2	8.3%
Being With Family and Friends	16	3.0%	7	3.1%	9	4.5%	0	0.0%	0	0.0%
Quiet Mornings	14	2.6%	8	3.5%	5	2.5%	1	1.1%	0	0.0%
Access to Lake	14	2.6%	4	1.8%	4	2.0%	2	2.3%	4	16.7%
Time Spent on Lake	12	2.2%	6	2.7%	5	2.5%	1	1.1%	0	0.0%
Decrease in Weeds	12	2.2%	3	1.3%	8	4.0%	1	1.1%	0	0.0%
Cleanliness of Lake/Water	9	1.7%	1	0.4%	2	1.0%	4	4.6%	2	8.3%
Size of Lake	8	1.5%	2	0.9%	5	2.5%	0	0.0%	1	4.2%
Swimming From Boat	7	1.3%	3	1.3%	4	2.0%	0	0.0%	0	0.0%
Boating During Non Peak Hours	6	1.1%	3	1.3%	3	1.5%	0	0.0%	0	0.0%
Watersports Opportunities	6	1.1%	4	1.8%	2	1.0%	0	0.0%	0	0.0%
Cruising the Lake	5	0.9%	4	1.8%	1	0.5%	0	0.0%	0	0.0%
Boating in Calm Areas of Lake	5	0.9%	4	1.8%	1	0.5%	0	0.0%	0	0.0%
Off Season Use	5	0.9%	2	0.9%	3	1.5%	0	0.0%	0	0.0%
Weather	4	0.7%	2	0.9%	1	0.5%	1	1.1%	0	0.0%
Evenings	4	0.7%	2	0.9%	1	0.5%	0	0.0%	1	4.2%
Sunny Days	4	0.7%	1	0.4%	3	1.5%	0	0.0%	0	0.0%
Distance from Residence	4	0.7%	1	0.4%	3	1.5%	0	0.0%	0	0.0%
Undeveloped Shoreline	4	0.7%	3	1.3%	1	0.5%	0	0.0%	0	0.0%
Everything	4	0.7%	1	0.4%	2	1.0%	0	0.0%	1	4.2%
Recreational Boating Opportunities	4	0.7%	2	0.9%	2	1.0%	0	0.0%	0	0.0%
Sunsets on Lake	3	0.6%	2	0.9%	0	0.0%	1	1.1%	0	0.0%
Lake Level During Summer	3	0.6%	2	0.9%	1	0.5%	0	0.0%	0	0.0%
Rafting With Other Boats	3	0.6%	0	0.0%	3	1.5%	0	0.0%	0	0.0%
Days With Less Than Normal Boat Traffic	3	0.6%	2	0.9%	1	0.5%	0	0.0%	0	0.0%
Peaceful / Relaxing	3	0.6%	3	1.3%	0	0.0%	0	0.0%	0	0.0%
Weekdays / Evenings	2	0.4%	2	0.9%	0	0.0%	0	0.0%	0	0.0%
Water Temperature	2	0.4%	1	0.4%	1	0.5%	0	0.0%	0	0.0%
Freedom	2	0.4%	1	0.4%	1	0.5%	0	0.0%	0	0.0%
Islands	2	0.4%	0	0.0%	2	1.0%	0	0.0%	0	0.0%
Quiet Evenings	2	0.4%	0	0.0%	2	1.0%	0	0.0%	0	0.0%
Law Enforcement	2	0.4%	2	0.9%	0	0.0%	0	0.0%	0	0.0%
Fewer Boats This Summer	2	0.4%	1	0.4%	1	0.5%	0	0.0%	0	0.0%
Drawdown for Milfoil	2	0.4%	0	0.0%	2	1.0%	0	0.0%	0	0.0%
Peaceful	1	0.2%	1	0.4%	0	0.0%	0	0.0%	0	0.0%
Rope Swings	1	0.2%	1	0.4%	0	0.0%	0	0.0%	0	0.0%
General Boating	1	0.2%	1	0.4%	0	0.0%	0	0.0%	0	0.0%
Quiet Evenings	1	0.2%	0	0.0%	1	0.5%	0	0.0%	0	0.0%
Increase LE Presence	1	0.2%	1	0.4%	0	0.0%	0	0.0%	0	0.0%
Speed Regulations	1	0.2%	0	0.0%	1	0.5%	0	0.0%	0	0.0%
Quiet Lake	1	0.2%	0	0.0%	1	0.5%	0	0.0%	0	0.0%
High Level of Safety	1	0.2%	1	0.4%	0	0.0%	0	0.0%	0	0.0%
Relaxing	1	0.2%	0	0.0%	1	0.5%	0	0.0%	0	0.0%
How Crowded the Lake Was	1	0.2%	0	0.0%	1	0.5%	0	0.0%	0	0.0%
Sailing	1	0.2%	0	0.0%	1	0.5%	0	0.0%	0	0.0%
Camping	1	0.2%	0	0.0%	0	0.0%	1	1.1%	0	0.0%
Response Not Applicable	3	0.6%	2	0.9%	1	0.5%	0	0.0%	0	0.0%
No Response to This Section	150	28.0%	71	31.4%	52	26.1%	19	21.8%	8	33.3%

Table 6.6





What Did Respondents Dislike the Most About Their 2009 Boating Season on Candlewood Lake - Detailed

Dislike Most	Town									
	Overall		Lakefront		Bordering		Non Border		Out of State	
					CL		CT Town			
	(n)	%	(n)	%	(n)	%	(n)	%	(n)	%
<i>Number of Boats</i>	89	16.6%	33	14.6%	42	21.1%	13	14.9%	1	4.2%
<i>Large Boats</i>	48	9.0%	20	8.8%	17	8.5%	11	12.6%	0	0.0%
<i>Weeds - Milfoil</i>	46	8.6%	25	11.1%	16	8.0%	4	4.6%	1	4.2%
<i>Other Operators</i>	29	5.4%	8	3.5%	16	8.0%	3	3.4%	2	8.3%
<i>Loud Boats</i>	28	5.2%	22	9.7%	6	3.0%	0	0.0%	0	0.0%
<i>Waves/Wake</i>	23	4.3%	9	4.0%	8	4.0%	6	6.9%	0	0.0%
<i>PWC</i>	20	3.7%	11	4.9%	4	2.0%	4	4.6%	1	4.2%
<i>Weather</i>	12	2.2%	1	0.4%	7	3.5%	2	2.3%	2	8.3%
<i>Boats Proximity to Shore/Boats/Docks</i>	11	2.1%	5	2.2%	4	2.0%	2	2.3%	0	0.0%
<i>Watersports in Congested Areas</i>	10	1.9%	1	0.4%	6	3.0%	2	2.3%	1	4.2%
<i>Boat Speeds</i>	9	1.7%	7	3.1%	2	1.0%	0	0.0%	0	0.0%
<i>Rafting</i>	8	1.5%	6	2.7%	2	1.0%	0	0.0%	0	0.0%
<i>Boat Launch Conditions</i>	7	1.3%	0	0.0%	1	0.5%	6	6.9%	0	0.0%
<i>Bass Fishermen</i>	7	1.3%	4	1.8%	3	1.5%	0	0.0%	0	0.0%
<i>Poor Water Quality</i>	5	0.9%	1	0.4%	3	1.5%	1	1.1%	0	0.0%
<i>Law Enforcement</i>	4	0.7%	2	0.9%	1	0.5%	1	1.1%	0	0.0%
<i>Public Access</i>	4	0.7%	3	1.3%	0	0.0%	1	1.1%	0	0.0%
<i>Noise from Boats - People/Music</i>	4	0.7%	3	1.3%	1	0.5%	0	0.0%	0	0.0%
<i>fisherman - too many tournaments</i>	4	0.7%	3	1.3%	1	0.5%	0	0.0%	0	0.0%
<i>Littering</i>	4	0.7%	2	0.9%	1	0.5%	0	0.0%	1	4.2%
<i>NY Boats</i>	3	0.6%	1	0.4%	2	1.0%	0	0.0%	0	0.0%
<i>Development Around Lake</i>	2	0.4%	1	0.4%	0	0.0%	1	1.1%	0	0.0%
<i>Only 1 Restaurant</i>	2	0.4%	0	0.0%	2	1.0%	0	0.0%	0	0.0%
<i>Public Restrooms</i>	2	0.4%	0	0.0%	0	0.0%	2	2.3%	0	0.0%
<i>Improper Human Waste Disposal</i>	2	0.4%	2	0.9%	0	0.0%	0	0.0%	0	0.0%
<i>Fishing Tournaments</i>	2	0.4%	1	0.4%	1	0.5%	0	0.0%	0	0.0%
<i>Poor Navigation Markers</i>	2	0.4%	1	0.4%	1	0.5%	0	0.0%	0	0.0%
<i>Access to Lake</i>	2	0.4%	0	0.0%	1	0.5%	0	0.0%	1	4.2%
<i>Lack of Pump Outs</i>	1	0.2%	0	0.0%	1	0.5%	0	0.0%	0	0.0%
<i>Swim Areas</i>	1	0.2%	0	0.0%	0	0.0%	1	1.1%	0	0.0%
<i>Seaplanes</i>	1	0.2%	1	0.4%	0	0.0%	0	0.0%	0	0.0%
<i>Everything</i>	1	0.2%	1	0.4%	0	0.0%	0	0.0%	0	0.0%
<i>No Wake Zones</i>	1	0.2%	0	0.0%	0	0.0%	0	0.0%	1	4.2%
<i>Poor Camping Habits on Islands</i>	1	0.2%	1	0.4%	0	0.0%	0	0.0%	0	0.0%
<i>Distance to Lake</i>	1	0.2%	0	0.0%	0	0.0%	1	1.1%	0	0.0%
<i>Bass Fisherman - Tournament</i>	1	0.2%	1	0.4%	0	0.0%	0	0.0%	0	0.0%
<i>Speed Regulations</i>	1	0.2%	1	0.4%	0	0.0%	0	0.0%	0	0.0%
<i>DEP Surveys - Fisheries</i>	1	0.2%	0	0.0%	0	0.0%	1	1.1%	0	0.0%
<i>Unsafe Nighttime Operation</i>	1	0.2%	0	0.0%	0	0.0%	1	1.1%	0	0.0%
<i>Government Interference</i>	1	0.2%	1	0.4%	0	0.0%	0	0.0%	0	0.0%
<i>Bass Fisherman - Out of State</i>	1	0.2%	1	0.4%	0	0.0%	0	0.0%	0	0.0%
<i>Wildlife</i>	1	0.2%	0	0.0%	0	0.0%	1	1.1%	0	0.0%
<i>Lake Not Being Respected</i>	1	0.2%	0	0.0%	1	0.5%	0	0.0%	0	0.0%
<i>Home Owners on Lake</i>	1	0.2%	0	0.0%	0	0.0%	1	1.1%	0	0.0%
<i>No Trash Cans</i>	1	0.2%	0	0.0%	1	0.5%	0	0.0%	0	0.0%
<i>Nighttime Activity</i>	1	0.2%	1	0.4%	0	0.0%	0	0.0%	0	0.0%
<i>Response Not Applicable</i>	4	0.7%	1	0.4%	0	0.0%	0	0.0%	3	12.5%
<i>No Response to This Section</i>	125	23.3%	45	19.9%	48	24.1%	22	25.3%	10	41.7%






Map 1.1

Where Respondents Reported Accessing (Primarily) the Lake by Zone

Overall**Key to Features:**

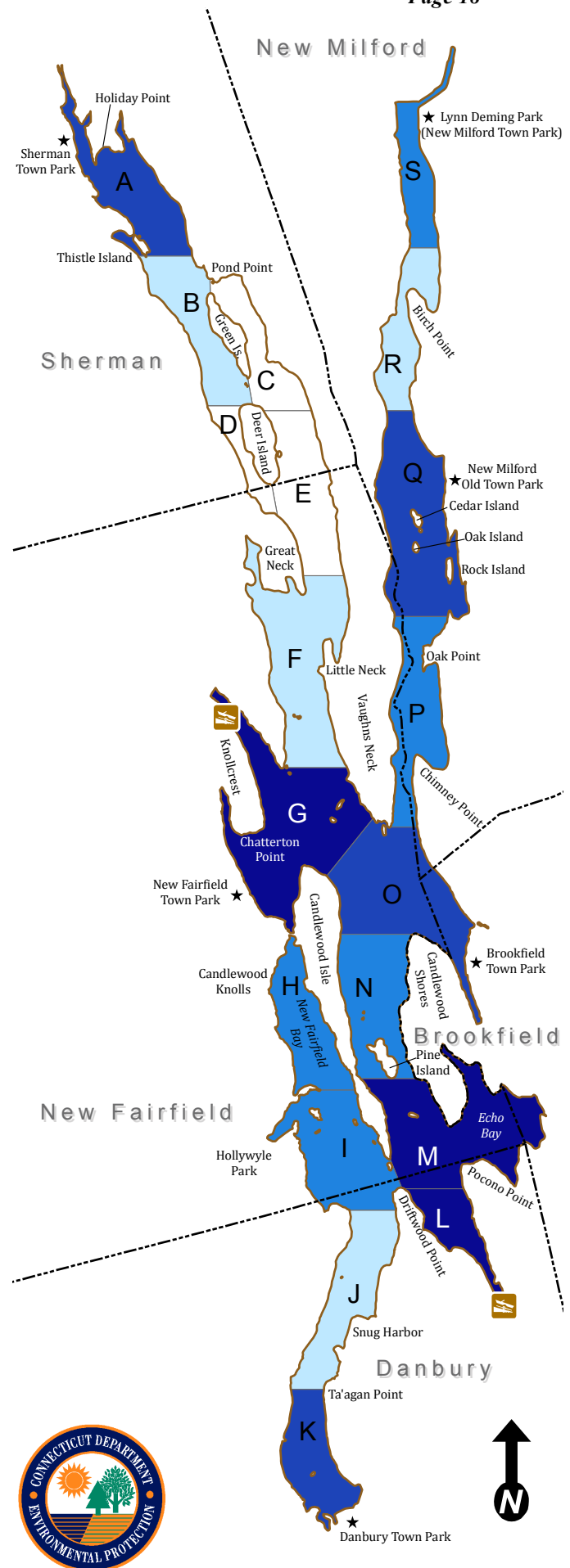
-  State Boat Launch
-  Town Boat Launch
-  Town Boundaries
-  Shoreline

Percent* by Zone

-  Less than 1%
-  1% - 3%
-  3% - 5%
-  5% - 10%
-  More than 10%

*Percent of respondents who provided a response to this question. Of the 536 surveys used, 494 respondents provided a response to question 9a.

0 2,500 5,000 10,000 15,000 Feet





Map 1.2






Where Respondents Reported Accessing (Primarily) the Lake by Zone

Lakefront

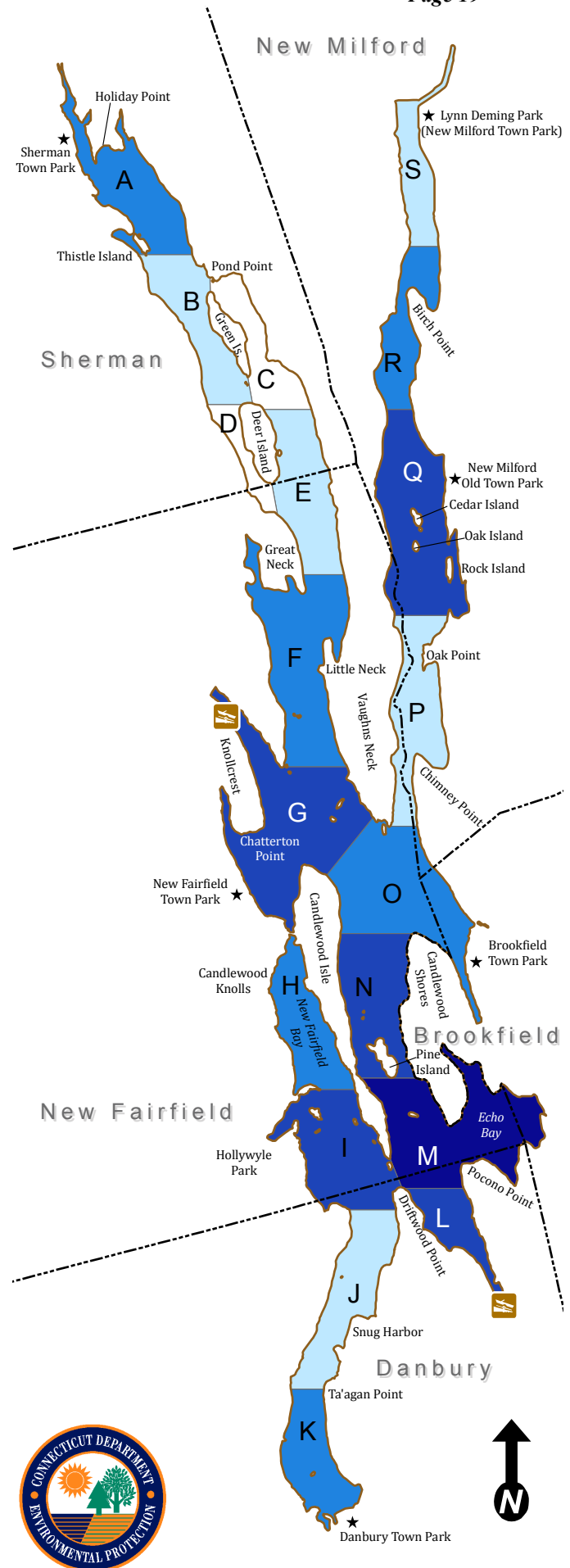
Key to Features:

-  State Boat Launch
-  Town Boat Launch
-  Town Boundaries
-  Shoreline

Percent* of Total

-  Less than 1%
-  1% - 4%
-  4% - 7%
-  7% - 10%
-  More than 10%

*Percent of lakefront respondents who provided a response to this question. Of the 226 surveys completed by lakefront respondents, 210 provided a response to question 9a.







Map 1.3






Where Respondents Reported
Accessing (Primarily) the Lake
by Zone

Town Bordering CL

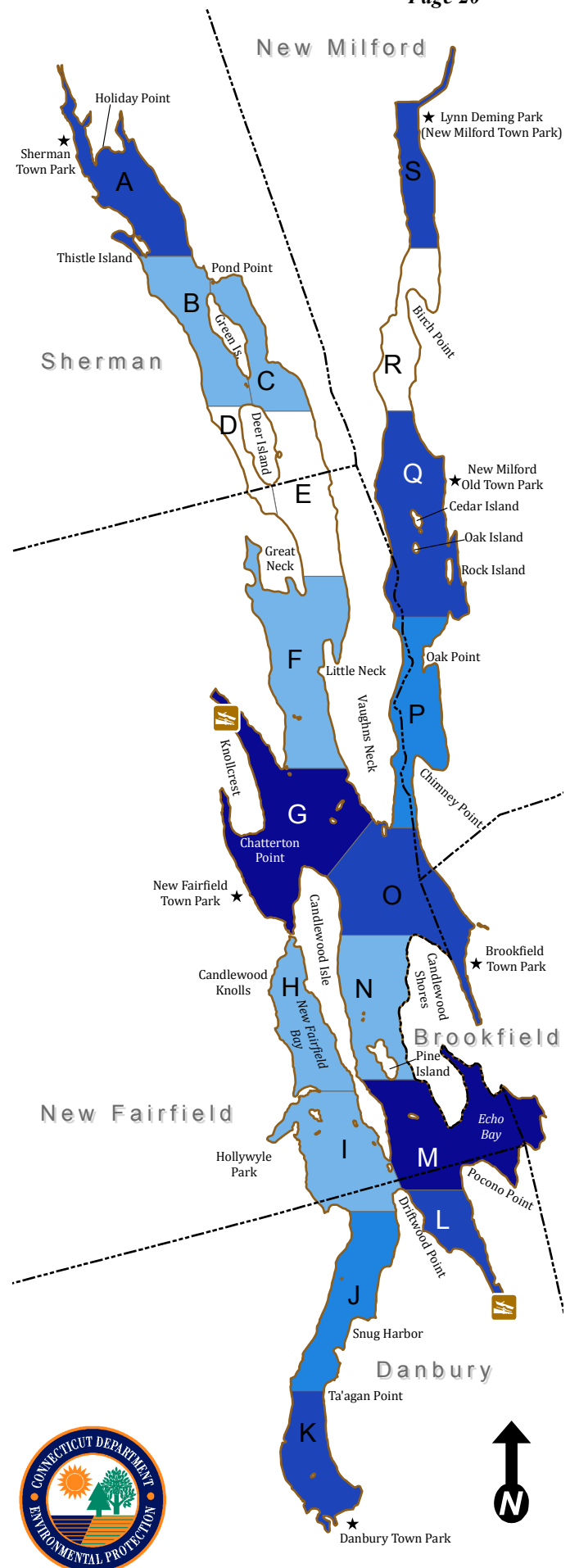
Key to Features:

-  State Boat Launch
-  Town Boat Launch
-  Town Boundaries
-  Shoreline

Percent* of Total

-  Less than 1%
-  1% - 3%
-  3% - 5%
-  5% - 10%
-  More than 10%

*Percent of respondents whose summer residence is in one of the five town bordering Candlewood Lake (but not lakefront) who provided a response to this question. Of the 199 surveys completed by border town respondents, 184 provided a response to question 9a.





Map 1.4






Where Respondents Reported
Accessing (Primarily) the Lake
by Zone

Non Border CT Town

Key to Features:

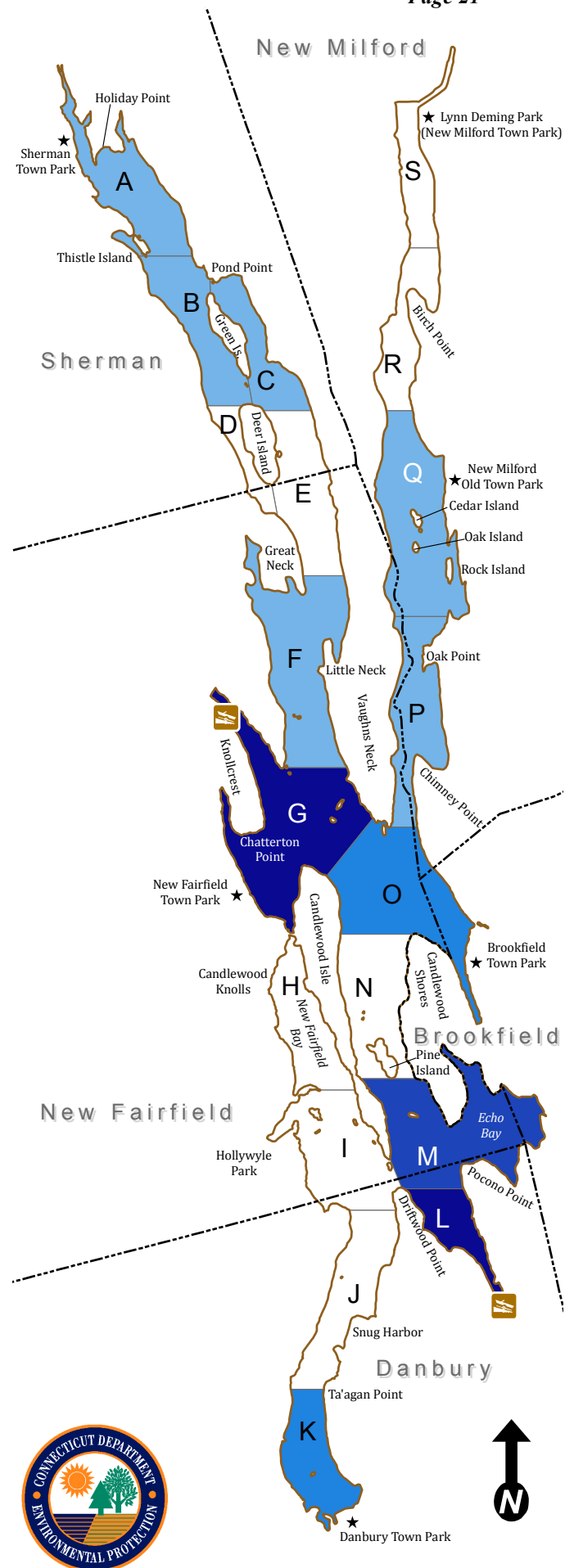
-  State Boat Launch
-  Town Boat Launch
-  Town Boundaries
-  Shoreline

Percent* of Total

-  Less than 1%
-  1% - 3%
-  3% - 5%
-  5% - 8%
-  More than 8%

*Percent of respondents whose summer residence is in a Connecticut town not bordering the lake or lakefront who provided a response to this question. Of the 87 surveys completed by non border CT respondents, 82 provided a response to question 9a.

0 2,500 5,000 10,000 15,000 Feet







Map 1.5






Where Respondents Reported Accessing (Primarily) the Lake by Zone

Out of State

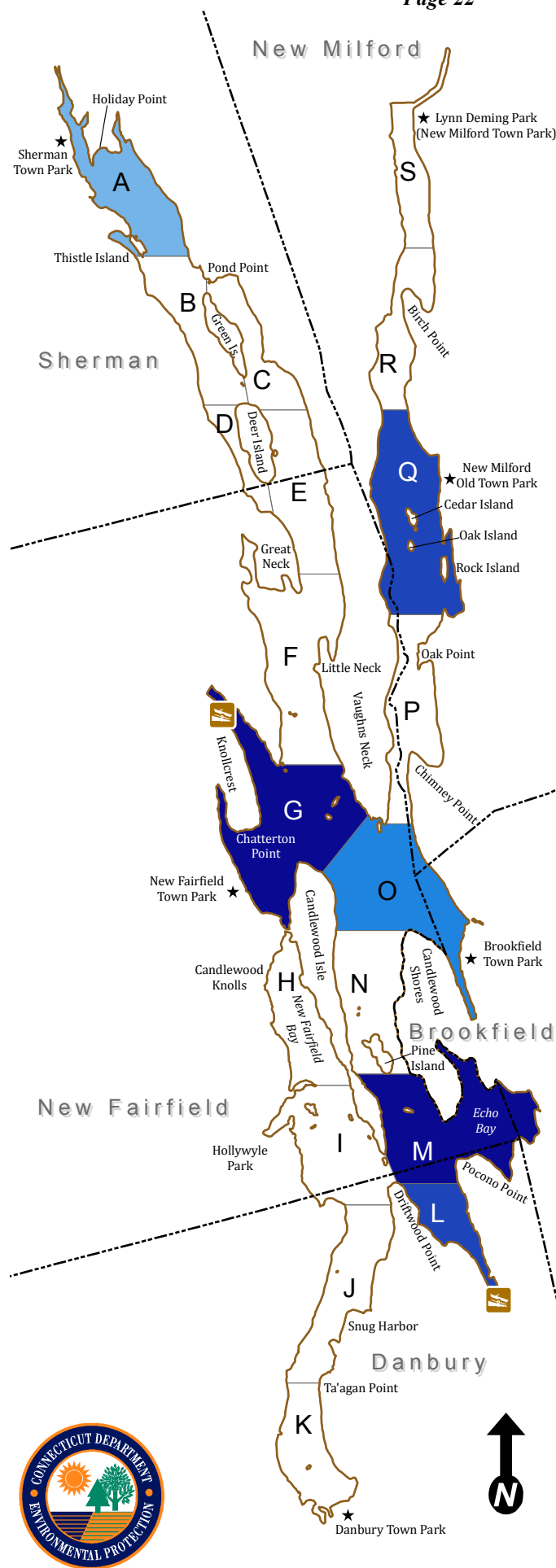
Key to Features:

-  State Boat Launch
-  Town Boat Launch
-  Town Boundaries
-  Shoreline

Percent* of Total

-  Less than 1%
-  1% - 6%
-  6% - 12%
-  12% - 17%
-  More than 17%

*Percent of respondents whose summer residence is out of state who provided a response to this question. Of the 24 surveys completed by out of state respondents, 18 provided a response to question 9a.







Map 2.1







Areas Most Boated In
by Survey Respondents

Overall

Key to Features:

-  State Boat Launch
 Town Boat Launch
 Town Boundaries
 Shoreline

Percent by Zone

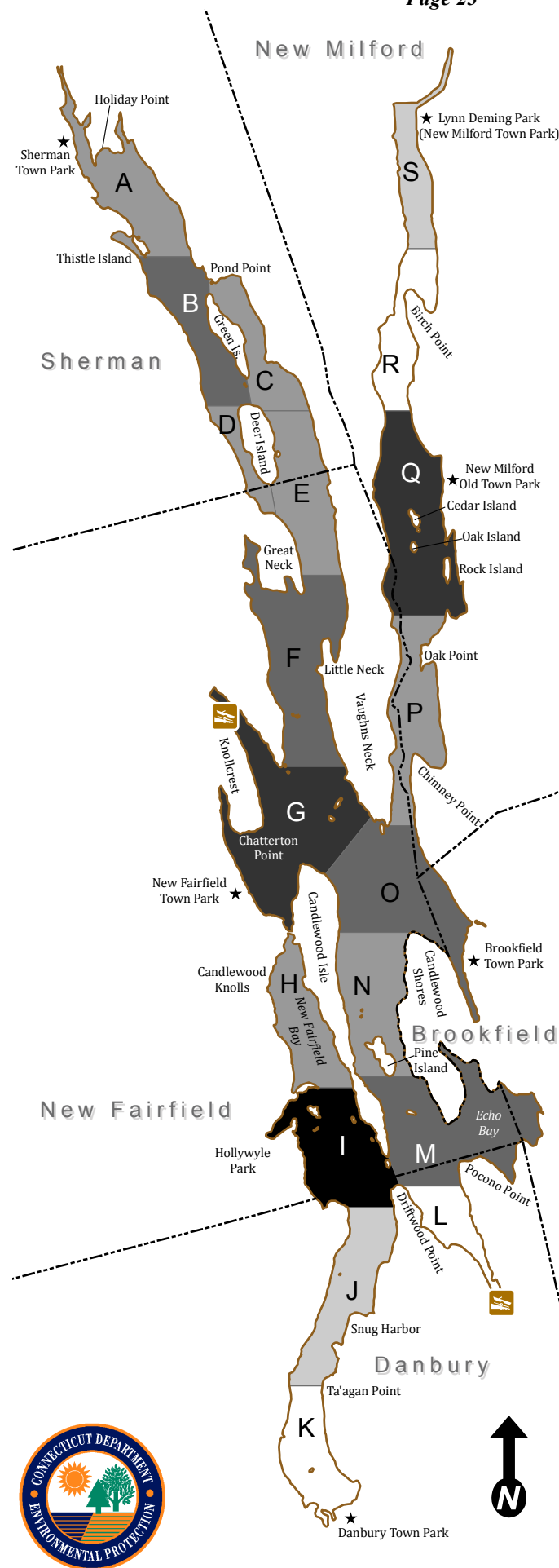
-  Less than 10%
 10% - 15%
 15% - 20%
 20% - 25%
 25% - 30%
 More than 30%

0 2,500 5,000 10,000 15,000
 Feet

Zones Respondents Reported Boating
in the Most

Zone	Overall %
A	18.4%
B	24.4%
C	20.0%
D	15.2%
E	18.0%
F	23.2%
G	28.6%
H	19.8%
I	34.2%
J	13.8%
K	9.2%
L	9.4%
M	24.2%
N	17.5%
O	22.3%
P	19.8%
Q	25.9%
R	9.6%
S	11.3%

No Response from 57
respondents







Map 3.1








Percent of Respondents That Consider Lake Zone to be Routinely Congested

Overall

Key to Features:

-  State Boat Launch
-  Town Boat Launch
-  Town Boundaries
-  Shoreline

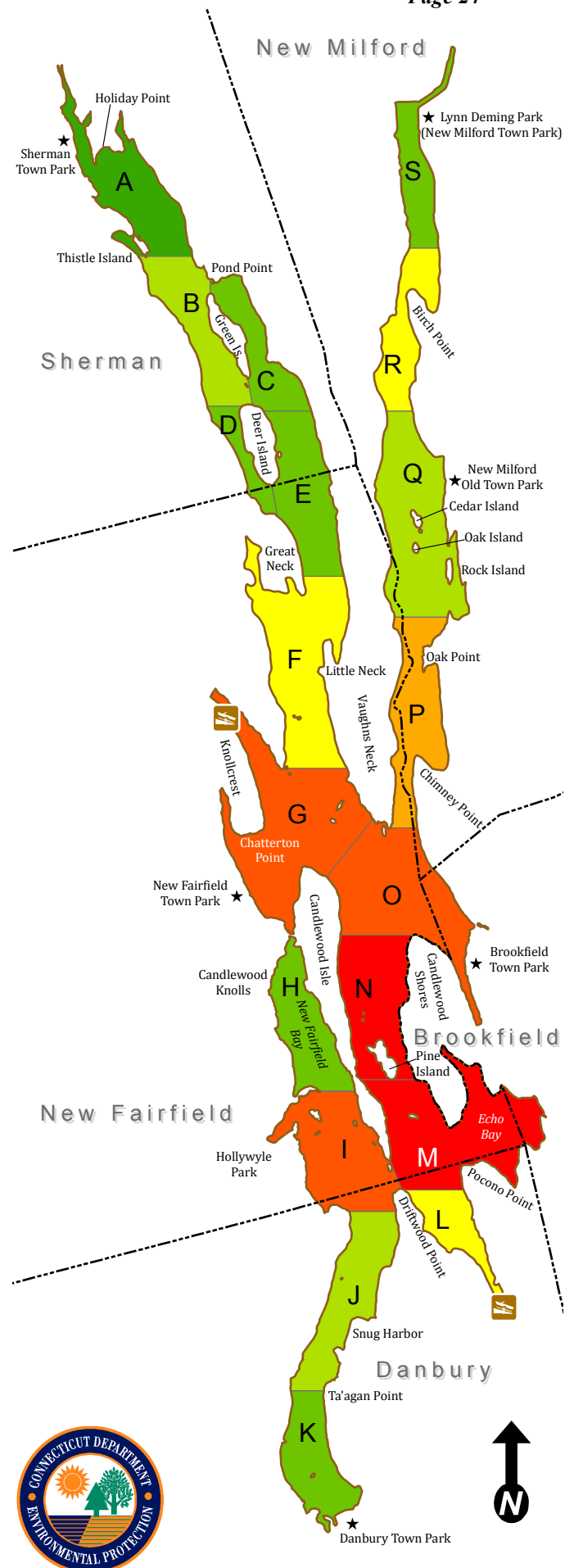
Percent by Zone

-  Less than 1%
-  1% - 3%
-  3% - 5%
-  5% - 7%
-  7% - 15%
-  15% - 25%
-  More than 25%



Percent of Respondents That Consider Zone to be Routinely Congested

Zone	Overall
A	0.9%
B	3.9%
C	1.9%
D	2.6%
E	2.2%
F	6.9%
G	19.0%
H	2.6%
I	23.1%
J	4.1%
K	2.1%
L	5.8%
M	33.2%
N	28.0%
O	24.6%
P	13.8%
Q	4.5%
R	6.2%
S	1.5%







Map 4.1






2009 Near Misses Reported
by Survey Respondents

Overall

Key to Features:

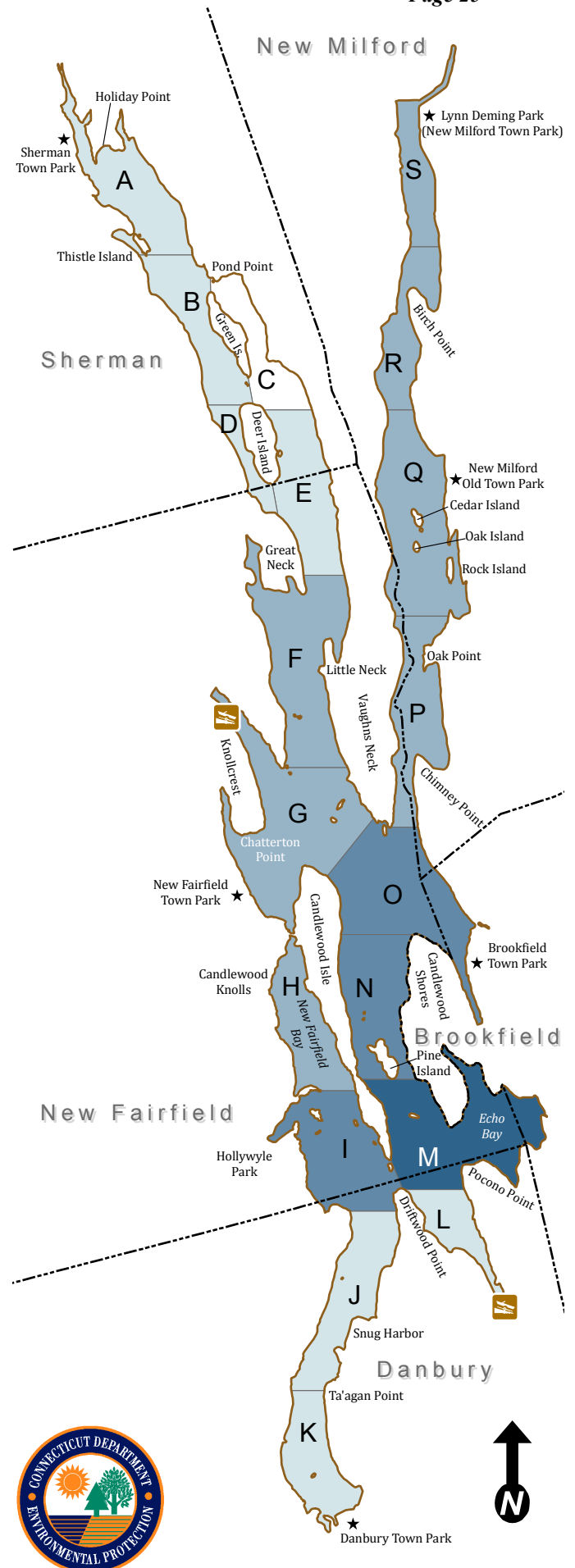
-  State Boat Launch
-  Town Boat Launch
-  Town Boundaries
-  Shoreline

Percent by Zone

-  None
-  Less than 1%
-  1% - 3%
-  3% - 6%
-  More than 6%

Percent of Respondents Reporting
Near Miss in 2009 by Zone

Zone	Overall
A	0.2%
B	0.7%
C	0.0%
D	0.2%
E	0.9%
F	2.1%
G	2.4%
H	1.5%
I	3.2%
J	0.4%
K	0.6%
L	0.6%
M	6.9%
N	3.2%
O	3.4%
P	1.7%
Q	1.3%
R	1.5%
S	1.3%
No Near Misses	77.4%



2009 Candlewood Lake Boater's Survey

1. Indicate the number of boats that you own which were used on Candlewood Lake in 2009?

Number of Motorized Boats

☐ Airboat
☐ Sail
☐ Cabin Motorboat
☐ Houseboat
☐ Inflatable
☐ Open Motorboat
☐ Personal Watercraft
☐ Pontoon Boat

Number of Non-motorized Boats

☐ Canoe
☐ Kayak
☐ Rowboat
☐ Rowing Shell
☐ Sail (only)

2. Please describe the motorized boats listed above.

Motorized Boats	Vessel Size (ft)	Inboard (I) Outboard (O) or I/O	Horse Power?	(If applies) Port-a-pottie (P) Installed Toilet (T)?
Boat used most often	_____	_____	_____	_____
Other boat 1	_____	_____	_____	_____
Other boat 2	_____	_____	_____	_____
Other boat 3	_____	_____	_____	_____

3. Estimate the number of days the boats you own have gone out on Candlewood Lake so far this year (2009) with or without you aboard. (If you owned 2 sailboats and they were used each day in July, you would write down 62 days (31X 2) on the July sailboat line. Any use during the day counts as one day.)

TOTAL # OF DAYS BOATS YOU OWN WERE USED

Month	PWC(s)	Other Powerboat(s)	Sailboat(s)	Canoe, Kayak, etc.(s)
April	_____	_____	_____	_____
May	_____	_____	_____	_____
June	_____	_____	_____	_____
July	_____	_____	_____	_____
August	_____	_____	_____	_____
September	_____	_____	_____	_____

4. Which of the following best describe the location of your summer residence to Candlewood Lake (CL) ? (Check only one)

☐ Lakefront ☐ Town bordering CL ☐ Conn. town not bordering CL
 ☐ Brookfield
 ☐ Danbury ☐ Out-of-State
 ☐ New Fairfield
 ☐ New Milford
 ☐ Sherman

5. Approximately how many hours are you out in your boat on average?

The average # of hours boating on a weekend day (Sat. – Sun.) is _____

The average # of hours boating on a weekday (Mon. - Fri.) is _____

6. What is the primary launch you used to gain access to Candlewood Lake for boating in 2009? (Check only ONE Method.)

☐ private home owned by you
☐ property owned by association/club
☐ private home owned by someone else
☐ commercial marina
☐ municipal marina
☐ state boat launch ramp
☐ town boat launch

7. If you kept your boat on Candlewood Lake for the 2009 season, where is the primary place that you kept the boat when not in use? (Check only ONE Method.)

☐ Dock or mooring that you own
☐ Dock or mooring accessed through an association/club
☐ Dock or mooring at a private home owned by someone else
☐ Commercial marina
☐ Municipal marina
☐ Dry slip (stack storage) at a commercial marina or yacht club

8. Which of the following activities do you typically engage in while boating on Candlewood Lake? (Check all that apply.)

☐ Water skiing ☐ Swimming from boat
☐ Tubing ☐ Transportation (to shore, to eat, visit friends, etc.)
☐ Wakeboarding ☐ Rafting with other boats
☐ Wake surfing ☐ Island picnicking
☐ Cruising/sightseeing ☐ Island camping
☐ Sailing/windsurfing ☐ Anchoring during the day
☐ SCUBA diving ☐ Anchoring overnight
☐ Fishing

9. Please mark the following four items of information on the map of Candlewood Lake on the right.

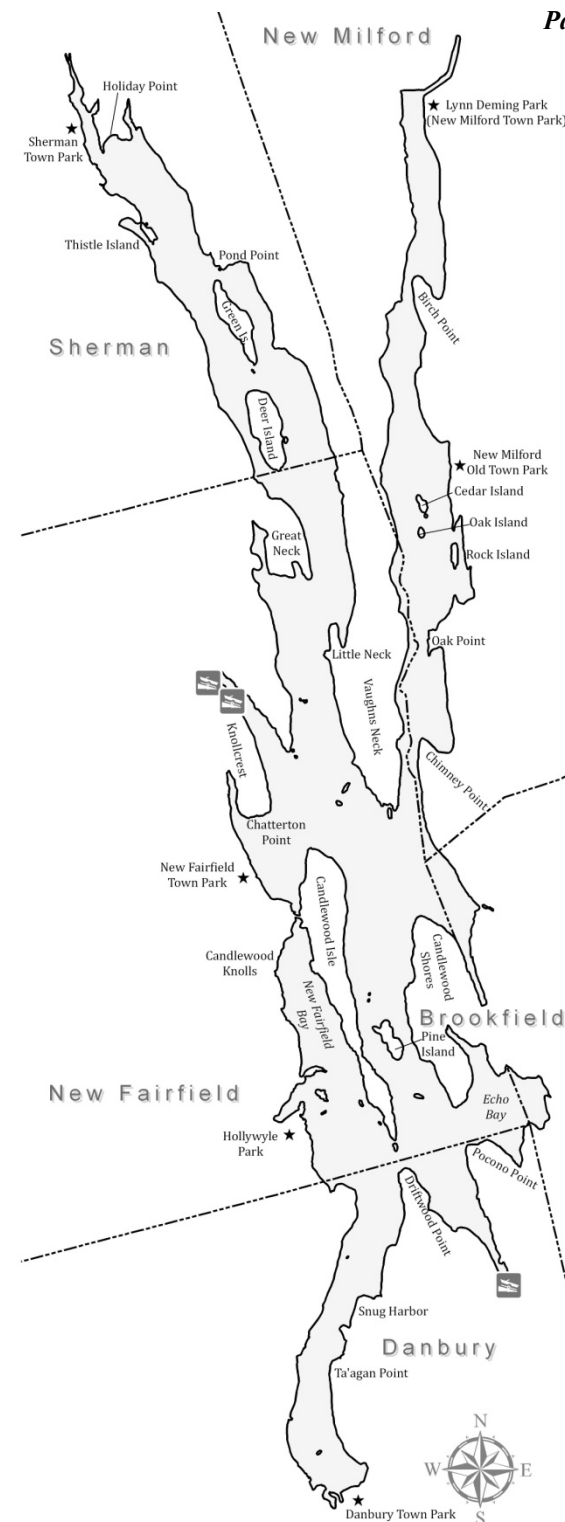
- Please put a capital "A" on the map to indicating the place where you primarily launch your boat.
- Please circle the area(s) where you spent the majority of your time boating during the 2009 boating season. (*If you travel widely on the lake, please circle only those areas where you spend most of your time.*)
- If you had a boating accident or a "near-miss" (an alarming event when a collision was just avoided) in 2009, place an "X" on the map where the incident(s) took place. Did the "near-miss" or accident(s) involve a: (*check all that apply*)

<input type="checkbox"/> swimmer	<input type="checkbox"/> personal watercraft
<input type="checkbox"/> waterskier/tuber/wakeboarder	<input type="checkbox"/> sailboat
<input type="checkbox"/> other motorboat	<input type="checkbox"/> natural hazard (e.g.
<input type="checkbox"/> non-motorized boat	submerged rock)
<input type="checkbox"/> dock	<input type="checkbox"/> swim platform

- Please lightly shade those areas on the map with dots or lines that you consider to be routinely congested and interfere with your enjoyment of the lake.

10. Check any boxes for which the number of vessels within a boat type or the behavior of operators of a certain boat type significantly detracted from your recreational experience on Candlewood Lake in 2009.

	Early Summer (May 15-June 30)	Peak Season (July 1-Sept. 5)		Fall (Sept. 6-Oct. 15)
	Any day of the Week	Weekday	Weekend or Holiday	Any day of the Week
Non-motorized boat	<input type="checkbox"/>	<input type="checkbox"/>	<input type="checkbox"/>	<input type="checkbox"/>
Sailboat	<input type="checkbox"/>	<input type="checkbox"/>	<input type="checkbox"/>	<input type="checkbox"/>
PWC (jet ski)	<input type="checkbox"/>	<input type="checkbox"/>	<input type="checkbox"/>	<input type="checkbox"/>
Other motorized boat	<input type="checkbox"/>	<input type="checkbox"/>	<input type="checkbox"/>	<input type="checkbox"/>
Parasailer	<input type="checkbox"/>	<input type="checkbox"/>	<input type="checkbox"/>	<input type="checkbox"/>
Bass boat	<input type="checkbox"/>	<input type="checkbox"/>	<input type="checkbox"/>	<input type="checkbox"/>
Pontoon boat	<input type="checkbox"/>	<input type="checkbox"/>	<input type="checkbox"/>	<input type="checkbox"/>
Boat >26 feet	<input type="checkbox"/>	<input type="checkbox"/>	<input type="checkbox"/>	<input type="checkbox"/>
Waterskiing/tubing/ wakeboarding boat	<input type="checkbox"/>	<input type="checkbox"/>	<input type="checkbox"/>	<input type="checkbox"/>



11. Rank the following related recreational issue on Candlewood Lake in 2009.

	<u>Not a</u> <u>Problem</u>	<u>A minor</u> <u>Problem</u>	<u>A major</u> <u>Problem</u>
a. Noise from personal watercraft	<input type="checkbox"/>	<input type="checkbox"/>	<input type="checkbox"/>
b. Noise from other boats	<input type="checkbox"/>	<input type="checkbox"/>	<input type="checkbox"/>
c. Shoreline erosion caused by boat wakes	<input type="checkbox"/>	<input type="checkbox"/>	<input type="checkbox"/>
d. Getting access to the lake for your boat	<input type="checkbox"/>	<input type="checkbox"/>	<input type="checkbox"/>
e. Crowding at public boat launch sites	<input type="checkbox"/>	<input type="checkbox"/>	<input type="checkbox"/>
f. Crowding at boat anchorages	<input type="checkbox"/>	<input type="checkbox"/>	<input type="checkbox"/>
g. Lack of dock facilities	<input type="checkbox"/>	<input type="checkbox"/>	<input type="checkbox"/>
h. The number of boating accidents or "near-misses"	<input type="checkbox"/>	<input type="checkbox"/>	<input type="checkbox"/>
i. Rowdy behavior of other boaters	<input type="checkbox"/>	<input type="checkbox"/>	<input type="checkbox"/>
j. Activities on the water disturbing my enjoyment when I am onshore	<input type="checkbox"/>	<input type="checkbox"/>	<input type="checkbox"/>
k. Unsafe operation of other boats	<input type="checkbox"/>	<input type="checkbox"/>	<input type="checkbox"/>
l. Seaplane activity	<input type="checkbox"/>	<input type="checkbox"/>	<input type="checkbox"/>
m. Parasailing activity	<input type="checkbox"/>	<input type="checkbox"/>	<input type="checkbox"/>
n. Unmarked boating hazards	<input type="checkbox"/>	<input type="checkbox"/>	<input type="checkbox"/>
o. Nighttime speed limits	<input type="checkbox"/>	<input type="checkbox"/>	<input type="checkbox"/>
p. Daytime speed limits	<input type="checkbox"/>	<input type="checkbox"/>	<input type="checkbox"/>
q. Size of vessels	<input type="checkbox"/>	<input type="checkbox"/>	<input type="checkbox"/>
r. Excessive horsepower of vessels	<input type="checkbox"/>	<input type="checkbox"/>	<input type="checkbox"/>
s. Damage to boat, dock or other property by excessive wakes	<input type="checkbox"/>	<input type="checkbox"/>	<input type="checkbox"/>
t. Pollution from boat motors	<input type="checkbox"/>	<input type="checkbox"/>	<input type="checkbox"/>
u. Improper disposal of human waste from boats	<input type="checkbox"/>	<input type="checkbox"/>	<input type="checkbox"/>
v. Invasive species, like milfoil, reducing my enjoyment or use of the Lake	<input type="checkbox"/>	<input type="checkbox"/>	<input type="checkbox"/>

12. Overall, how satisfied or dissatisfied were you with your 2009 Candlewood Lake recreation experience?

<u>Very Dissatisfied</u>	<u>Dissatisfied</u>	<u>Neutral</u>
<input type="checkbox"/>	<input type="checkbox"/>	<input type="checkbox"/>
<u>Satisfied</u>	<u>Very Satisfied</u>	
<input type="checkbox"/>	<input type="checkbox"/>	

What did you like most?

What did you dislike most?

13. How did you change your plans or behavior because of problems you experienced on Candlewood Lake in 2009? (Please check all that apply.)

☐ Boated earlier or later in the day
☐ Boated more often earlier or later in the season
☐ Boated more on weekdays than weekends or holidays
☐ Boated other areas of the lake than where I prefer
☐ Canceled certain boating activities (e.g., water-skiing)
☐ Boated on other water bodies
☐ No impact/no modification

14. How aware are you of the regulations for governing speed on Candlewood Lake?

☐ Little awareness
☐ Some awareness
☐ Great deal of awareness

15. Did you have any direct contact with DEP staff or the Candlewood Lake Authority who work on Candlewood Lake during the 2009 boating season?

☐ No
☐ Yes → What type of contact(s) did you have? (Please check all that apply.)

☐ I received information/directions
☐ I was asked survey questions
☐ I received a written warning
☐ I received a verbal warning
☐ I received a ticket
☐ I reported a situation or incident
☐ I received a Vessel Safety Check

2009 Candlewood Lake Survey, Appendix

16. How would you rate the lake patrols by DEP EnCon Police and Candlewood Lake Authority?

☐ Need More ☐ No Change Necessary ☐ Should be Reduced

17. Which of the following management actions do you think should be considered to deal with problems you experienced on Candlewood Lake in 2009:

☐ more law enforcement patrols
☐ zoning the lake for certain activities
☐ time or day zoning for activities
☐ pass through zones – makes channel a transportation channel only, prohibiting recreational activities
☐ Slow No Wake zoning
☐ decrease daytime speed limit
☐ decrease nighttime speed limit
☐ horsepower limit
☐ vessel size limit
☐ additional navigation buoys
☐ existing regulations/management actions are sufficient
☐ other(please describe) _____

18. Are there any other recreation-related issues you are concerned about that you think we should be aware of? (*Please describe below.*)

19. How many years have you been boating on Candlewood Lake?

☐ 0 – 1 year ☐ 2 – 5 years ☐ 5 years or more

Instructions: Place this page first. Fold and staple or tape. Send completed form back to the Department of Environmental Protection. Please be sure it is postmarked by October 7, 2009.

Thank you for your participation!

DEP Boating Division
P.O. Box 280
Old Lyme, CT 06371-0280

DEP Boating Division
P.O. Box 280
Old Lyme, CT 06371-0280

Responses to Question 18

Are there any other recreation related issues you are concerned about that you think we should be aware of?

I was on my boat on 9/8/09 (tues following labor day) with a few others on CL. I have a slip at chatterton marina, which is closed on Tuesdays. Upon returning to my slip, I found another boat had parked there, leaving me stranded. I called local police who referred me to CLA & CLA said to call DEP & local police. DEP said to call local police. So, I really got the run-a-round. Finally was lucky enough to reach marina owner who helped hours later. CLA patrols are especially necessary when the lake is not crowded to assist in emergencies when there is no one else available!

boats brought in for the day should be checked for foreign life forms - i.e. weeds,bugs etc. So we could avoid the spread (like milfoil)

Scuba Diving Dive flags

should be marked tubing and wakeboard areas. Many boaters pulling young children in traffic areas that are very congested.

too much night time traffic and night speed limit too high

too many bass tournaments!!

Turning Bantam Lake into a 'residents only' of the town use should be looked into.

patrol should observe more I see them bypass unsafe boaters frequently

teach people common sense of safe place to waterski, tube. Also small non motorized boats should stick to shoreline, not in the middle of channels and in center of lake.

1. speed in no wake zones by PWC
2. Not charging at state ramp

spot inspections for drinking/driving boat.

Hollywyle cove is THE most crowded cove on the weekends. There is concerns of pollution from people and boats.

1. pure volume is an issue
2. small gas spills from power boats
3. marina pumps/go unreported

improper marked swim areas. Open other reservoirs in state for fishing!

boat launch at squantz cove is out of control. Early (6am) fishing tournaments always seem to involve people yelling at the top of their lungs unaware that people are sleeping. Weekend and holidays are a disaster due to jet skis and [unreadable] doing their best to make as much noise as possible. Total disregard for no wake zone.

the milfoil is a real issue both as safety hazard to swimmers and boaters as well as a major negative impact on enjoyment on the lake.

Are there any other recreation related issues you are concerned about that you think we should be aware of?

see other comments on area in front of Pine Island along Brookfield shore line. Too many boats traveling at high speeds. Should be slow wake zones.

the large cigarette type boats are the #1 nuisance on this lake. Length and horsepower limits are needed. Thru hull exhausts should be banned. The noise is extreme.

is there a quick response plan in place to deal with sudden fuel spills?

milfoil is a huge problem
too many boats on lake-reduce through fewer marina slips and launch ramps

all boats hulls should be washed prior to entry

charge ny registered boats higher rates

should restrict access to lake to Ct residents only once paid for permit (except lake residents)

all "day boaters" from outside the community should have their boat inspected and washed down before entering the lake- a fee should be charged to cover the expenses of the inspection and "wash down"

boats not registered in CT should not be allowed on our waters; we can't get into NY state lakes! NY also does not require boat license. Local marinas rent boats to these out of staters-no boating knowledge

Again way too many bass tournaments, especially with out of state clubs. I am 42 and have Candlewood boated for 30 years. Each year the traffic and tournaments increase.

out of state boats without regulations

the SMP should include a boat sticker program to pay for more officers and reduce usage

DEP has a difficult (impossible?) task balancing recreational, shoreline and water quality priorities. A user registration program would help fund these resources and assure that users really want to be here.

bass fishing. Large cabin boats

fishing - is lake healthy/productive

More Milfoil control; More deep draw downs; Sticker program necessary

need more education on wake management, rules of road, etc. for new boaters

invasive water milfoil control is clearly the #1 issue.

Vaughn's neck should be established as a wildlife preserve, no development

Garbage is becoming a big problem left on shore or dumped in the water. I feel we need a sticker program you must pay fee to use the lake

Are there any other recreation related issues you are concerned about that you think we should be aware of?

The bass boats involved in the bass tournaments travel at an excessive speed while on the lake.

Some people waterski during a time when they should not (dusk)

owners of fishing boats are rude, always operate at excessive speeds and show little regard to other boaters and even bathers in the lake

tubing with 2 people or more tow ropes for multiple tubes

Disregard for no wake zones. Early fishing tournaments-very loud and noisy. Fishermen cast and fish too close to docks, boats, pets, swimmers.

Tax users from out of state; charge fishing competitions

excessive rafting in Hollywyle cove. Move rafters to center of lake!!!

I have a large vessel however I suspect other boaters, the small boat, wake boarding and pulling tubes are a problem. They do not respect other boaters.

no

Please do better job at eradicating milfoil-it is one of the biggest problems!

Water skiers too close to other vessels and run way too close to the shore line

All out of state vessel should pay a launch fee. Some vessels are way too big for the lake.

bass boaters are out of control and inconsiderate. Their speed is unacceptable. I have seen them at night without lights racing around on the lake. One drove between me and my husband while we were in kayaks, crossing the channel near chimney pt. At 8:30am. The fisherman never slowed down and nearly capsized my husband's kayak. The shoreline is littered with their hooks and I know of several people and dogs who required medical attention as a result of stepping on them.

speeding near shore or by anchored vessels.

tubing/water skiing during busy hours should be addressed.

Check out Sand Isle near Pine Isl. Place is crazy with weekenders. People tear out trees to start BBQ. Island is washing away. Need to protect.

milfoil a significant problem; too many boats

Fishing tournaments are getting bad publicity from the CLA! Fishing tournaments really have little impact on the safety of the lake. Most of the time fishing boats are not using gas motors.

Fees for fishing tournaments; parking fees at state ramps; porta potty on some islands/people need a bathroom/ Islands have feces and toilet paper on them.

Are there any other recreation related issues you are concerned about that you think we should be aware of?

I'm concerned with people pulling kids on tubes in high congestion (like Pine Island and channel by Vaughn's Neck) areas. I dread to see one of these kids fall and a boat not spot them.

More patrol near Down the Hatch. To many boaters drink there and then drive.

Better weed control - more marine police to enforce boating laws

Weeds-safety issue for swimming & boating

Increase of jet ski/wet bike activity

Not enough patrols decrease fishing tournaments @early hours on weekends.

Large boats on plane within 100' of shore

Pass laws in Hartford regulating rafting and activity in restricted coves and tight width ways.

A. Institute boat sticker program to help regulate the number of boats on lake.

B. Reduce Bass Tournament by 50%.

C. Charge fee to launch boats.

D. Charge fee for boats anchored at marina's

Boat overcrowding

Noise ordinances are necessary.

I live on the lake and think boating concerns are there even for non-boaters and should be considered and surveys taken from them as well.

I was floating in the cove and almost was hit by a toy plane.

Stop the illegal camping on green. Deer island. This includes sanitation, noise, fire issues

I don't see a problem now but I am starting to see more & more low flying planes- not safe, and as a boater its uncomfortable to have a plane flying 50 'above you.

Land owners need to understand they need to share the lake they do not own it personally.

DEP does nothing to stop the illegal camping on Green Island. It gets worse every year. This island is (per the smp) to be used for passive recreation only. No fires, trees cutting, human waste, loud parties, broken beer bottles, etc.

Operator inexperience results in most near miss situations that I have witnessed.

Don't kill the weeds.

Lack of dock space at Public Launches-Too shallow at Lattins Launch.

Speed of tubing with small children- they bounce off and are unseen in the wakes.

Are there any other recreation related issues you are concerned about that you think we should be aware of?

Islands have tp & trash on them. Where do people urinate that sit in small boats drinking all day? In Lake, that's where.

I have some serious concerns about one particular low flying plane. Touch & goes, fly over skiers, boaters. Too close to water. It's constant- every weekend- early in the day

-Please work to keep fisherman away from yards/beaches/boats docked
-Milfoil is an issue
-Cigarette boat noise / unsafe racing an issue

the day trippers who use the islands to picnic all day are defecating all over the islands and feces are washing into the lake, it's a health hazard on the islands and in the waters surrounding the islands.

no

coves are filling with sediment and require dredging

Lighted hazard buoys

There should be more patrol right by the Hatch. There are some who abuse the speed and noise limits very late at night. This area where I live is very congested. My family enjoys the opportunity to dock and eat at the Hatch but some stricter alcohol use by both the restaurant and candlewood auth. Both tragic accidents this year and last year included speed and alcohol! More checks for alcohol on board. This year the weather was bad and boating for us was limited for May/June and even less that usual in July. Bad year for survey. Try again in next year.

size of boats some boats aren't seen to bee

limiting non licensed boat operators(motors) or some training required

milfoil removal

too much P.M. noise from people partying on islands - young, screaming, fireworks, loud music, etc.

none

Just idiots who don't know the rules of navigation.

Improve water quality

Personal Watercraft in coves.
Make education for boaters.

Milfoil is a huge issue
Relentless growth/ crowding and noise

I think that the number of free floating (stand Alone) mooring should be reduced or eliminated they are a safety hazard especially since many are half submerged

Too many boats tie-up together in coves. Waste management concerns

Are there any other recreation related issues you are concerned about that you think we should be aware of?

Milfoil is very dangerous for swimmers soap bubbles are evident?

Out of town and out of state boaters should pay to use the lake, why should our tax dollars support out of towners and out of state people?

They might be more respectful of the lake if they pay for the privilege, if they can afford the boat they can afford a nominal charge to use the lake.

Wakes causing damage.

Boat ramp closed because of fishing tournament twice I know of.

Changing need to be make now Stop talking & make these rules happen to save our lake

Waste disposal for large vessels

Reckless water skiers

The fact that out of state boats do not pay any fees for access to lake, access ramps need to be manned + fees charged when open to traffic.

There are too many fishing tournaments. The greatest offenders of the speed limits are the small fishing boats.

Public launches should be Controlled and Safety Check should be given. Public launches should include fees.

Staff the launches-staff and limit the bass tournaments make out of state boaters pay higher fees and obtain ct DEP boaters license- including the bass fisherman!

Fish Species have changed chain pickerel have disappeared since 1984 due to lowering the water in winters. Small mouth bass is plentiful. Some new birds can be seen. Blue Heron cormorant daily. Bald eagle sometimes.

Over crowding of the lake is the biggest problem. Adding more police patrol is by no means the solution. Reducing the number of boats on the lake is the only way to reduce the problems.

You should charge all boaters on the lake a fee and use the \$ to police and clean - up the lake.

cut the number of tournaments for bassfishermen.

people who pull tubers or skiers through narrow channels during busy weekend hours

Ice fishing , Kayaking

Are there any other recreation related issues you are concerned about that you think we should be aware of?

It seems to me expanding the boat ramp, installing dock coincided with weed growth at Danbury town Park. Why not use mechanical harvester?

Also lifeguards could rake out & move away the weeds Floating clumped by the shore. The Water does not seem to be as clean and clear as it used to be. I believe boat pollution has something to do with it. Before Crystal Bay/Poet Landing the lake was cleaner.

I'm not for chemical or weevil control of weeds but reducing boat traffic, fining residences who have septic or fertilizer runoff, not allowing people to walk their dogs at the Town beach (in Danbury Hey do the there is a sign) Use BB guns to scare the geese & gulls away from beach/water remove weeds by mechanical harvester& raking.

As I'm out of work I would love the job of keeping the lake clean! I'm very passionate about Candlewood Lake, in the off season I walk to or ride my bike to the Candlewood Park even though I've lived in Danbury my whole life its is still beautiful to me and as a swimmer very important to my enjoyment of life because of the lake I cannot imagine living anywhere else or even moving to another side of Danbury!

Water quality is getting worse

It is somewhat troublesome that a few property owners act like they "own" the shoreline areas when they do not. I have been told to stay away from property or have seen public water roped off from the public. Regrettably.

I stopped using my sailboat 2 years ago due to several near collisions caused by power boats that made sailing unenjoyable + dangerous

Unattended swimmers outside mark swim area left by boaters or unattended swimmers in general speeding boaters.

Storm Water run off from roads cannot swim after rain storm due to SVOC's TPH + other contaminates cause eye + ear infection.

Brookfield town park personnel using microphone too much during day. Leaving lights on year long at beach-summer and winter.

Remove Airplanes from lake.
Town park had Danbury Airplane stuck in mud all winter leaking fuel.

Pine Island should be monitored from owner- [unreadable] Human Waste!!
It would never be allowed to happen on a Vermont Lake.

Pollution from rafters, human waste discharged into the lake. Excessive drinking and noise with no respect to surrounding home owners of the lake. Oversized boats non existent regulation. Need more control of the users- models of other lakes should be looked at- i.e.: size, hp and anchorage-
Please help!! Thanks!!!

none

Some huge pleasure boats throwing wakes about 4 ft.

Weed problems excessive

Limit size of boats on lake

Over-crowded boats should be ticketed.
(over capacity)

Are there any other recreation related issues you are concerned about that you think we should be aware of?

People with these oversized tubes hanging off theses too large boats- so dangerous! Lake should have a restricted boat sign & tube size exception pontoon boats ok- slow + quiet.

Seaweed control

Too many Large fishing tournaments boats too close to shore(anchored & fishing)

Boaters who launch their boat(s) MUST pay a launch fee for use of the lake, being that property owners pay higher taxes.

Lake needs a master plan, based on real data and analysis to control the milfoil and improve water quality.

The number of people verbally & sometimes threatening you and telling you not to fish around their dock. Even when I'm not targeting their dock (or boat) they don't want you around.

no action needed

I think the DEP is doing a good job with Candlewood

Milfoil

Littering

milfoil must be eliminated

There was less boating activity this year due to excessive rain!

I am concerned about the pollution from all of the boats.

Pollution-we won't have a lake.

As a year round waterfront home owner myself and my family are severely restricted by boat overcrowding on the lake. Weekends are so bad that we do not use the lake at all. The lack of use is an embarrassment to visitors to my home on weekends. We cannot visit my nephew by boat due to the overwhelming number of boats rafting in his cove. Fishermen, actually racing boats used as an excuse for fishing leave lures and fishing line all over our property. I've had to have my own outboard repaired due to fishing line on the lower unit. No one needs \$1000,000 worth of equipment to catch a fish on Candlewood Lake. Violations by seadoos and all sorts of watercraft occur with extreme frequency in our area. Particularly on weekends. A CLA docking facility in our immediate area never left the docks to enforce any violations. Accidents are more and more frequent, some are now fatal. Unauthorized and illegal use of rights of way contribute more overuse of the lake. Marinas pollute the lake with acid and petroleum nothing is being done by either local or state agencies to stop any of the above abuses. As lakefront homeowners since 1972 we have seen the lake abused to the point of obscenity. We pay exorbitant taxes and have less use of our properties then those who drop boats in candlewood for no fee and even less responsibility for the lakes cleanliness.

People placing chemical weed control in the lake on their own- People s/b aware the water in front of their property is not theirs to control.

the lake is overcrowded by out of state non-licensed boaters who operate their boats in an unsafe manor.

Are there any other recreation related issues you are concerned about that you think we should be aware of?

Please-oversee private marinas-Gas+ oil spills Hull cleaning + Pollution(garbage) of shoreline from boaters.

Over crowdedness of boats moored on the lake more at some peoples docks. Huge marinas.

Heavy pass thru traffic at drift wood point

FISHERMAN FISHING TOO CLOSE TO DOCKS AND SWIMMING AREAS THE CAST UNDER AND AROUND THE DOCKS. MY SON STEPPED ON A LURE ON OUR DOCK LEFT BY A FISHERMAN.

Overnight camping- very loud boats- Early am fishing contests wakes everyone up(6am) most weekends- non residents should be charged a fee to use the lake most boats are non residents of the town.

Candlewood is a great lake. It needs to be open to all CT residents.

At public ramps charge for day pass + use funds to help lake. Inspect for weeds at ramp. So we do not get anymore weeds in lake.

early morning noise at boat ramp

Boaters, like drivers should be required to pass a practical test before receiving safe boating certificate. Many people do not know how to operate their vessel.

the dangers of overcrowding. It distracts even good boaters. Milfoil control. People will drown in it. people also tend to swim out to far to avoid it.

the fishing tournaments cause too much congestion on the lake and bring nothing to the local economy

Regulate the number of boats allowed on the lake

fishing tournaments on lake should be limited and user fee charges should be imposed

limit or charge for use of launch ramps. (too many boats)

Lakefront homeowners whose swim areas get larger and larger in an effort to keep fishermen away

too many out of state pleasure boaters

A DEP officer should be there to direct traffic and to make sure people do not tie up the launch area

all boaters should have a license especially those not in lake communities

Boats are too large.

enforce speed restrictions close to the shoreline

Are there any other recreation related issues you are concerned about that you think we should be aware of?

Lighted buoys for submerged rocks at Pine Island, Vaughn's Neck and opposite Harbor. Dangerous at night if not familiar with lake.

Is there a fee to launch a boat? Day-boaters should be charged to launch, boaters who don't own property on/near the lake seem to not respect it (Especially New Yorkers with cruisers too big for the lake)

motor boaters have no conception of what it takes to safely sail a boat and have no consideration for sailor due to stupidity.

loud rap music coming from boats passing by

no boating from 10pm to 8am

I primarily use the lake for fishing and feel like as a group, anglers are treated like second class citizens. The vast majority of congestion appears to be from boats docked on the lake as opposed to trailered boats.

I am a swimmer and the pollution of the lake makes it difficult to find an area to swim. Day anchoring near the shore

Over crowding
User Conflict
Not enough management of above

monitor noise Db regulations for noise

DEP and Lake authority - need to look at ski boats more. Fishing boats with trolling motors down don't need to be harassed.

-speeding close to shore, ignoring "6mph" buoys
-enforce drinking regulations, esp. weekend evenings

I think increased enforcement of existing rules should be the priority.
Too many drunks and idiot boaters who aren't being held responsible for their actions.

Weeds.

People who have no concept of how to operate a boat

Charge for fishing tournaments& use the money for enforcement on candlewood lake not other places(speed limits for them(please) (please) (please)
*Thank you for caring

No, Candlewood is the best lake because of fewer restrictions and the states commitment to allow everyone to enjoy the lake.

possible use of grass carp to control milfoil

we think that there should be a fewer for all the boat launches (public)

Are there any other recreation related issues you are concerned about that you think we should be aware of?

I've seen more people towing, skiing and jet skiing after sundown

No night fishing contests.

No-relatives very happy- Enforcement seems stronger & more often than ever- If anything I'm too often Nervous. I will not have the right flotation horn (mine is old) license or insurance. But the officers have been very polite- Great attitudes so far.

tournament participants at night very often fish w/ lights OFF! They tell me it is so the other fishermen DO NOT see their "spots"

weekend boaters that are not familiar with the rules of the road.
Night time boating/speed

Large boats- ocean type

Jet skis too close

Water quality, CLA does good job

Milfoil

address weed issue

candlewood is a relatively quiet uncongested lake

limit operators to only those with a CT boating license. Make non residents obtain non resident boating license, just as we do for fishing. Non residents do not seem to know boating rules and regulations

too many jet skis and water skiers and tubers

No

I think the number of state tournaments leads to complaints about fishermen. 9 out of 10 times when I see negative behavior from a fisherman the boat is from out of state. CT fishermen live here. We care more about our lake.

need floating docks at state launches

The CLA has singled out bass boats for years. I go to the lake once a week. I've been stopped for vessel inspection 8 times.

no

no

too many boats make lake unenjoyable and unsafe not sure licenses are checked, especially PWC's

Are there any other recreation related issues you are concerned about that you think we should be aware of?

some boat owners fail to realize this is a lake and not LIS - size/speed of boats should match the body of water they're used in.

Noise levels

out of state boaters total disregard of the laws and limits

Check licenses

Limit non-state and launched boats-especially weekends.

No

there are too many fishing tournaments both day and night

unsafe tubers and skiers

tournament fishing during spring bass spawn - adopt NY state regs on bass fishing season

The milfoil is a huge issue, Number of boats allowed to trailer in is a huge issue. They should have a \$500.00 per year sticker for any boat traileed or at a marina or the lake. Have owners pay large taxes, they pay nothing!!

markings of shallow rocky areas should be better

Need to charge a fee to keep clean similar to lib

too many bass tournaments on the lake. 180 a year is crazy!

no

none

Jet skis should be monitored closely

boating courses should be required and checked regularly

never saw any lake enforcement all summer. Broke down had to call friends. Too many people on some boats. Saw 10 people on a 16ft.??

Boating Lessons

decrease bass tournaments; cut off state launches when lake is close to max-make a limit on size of boat and motors

Less fishing activities!!!! They are a rude group.

Are there any other recreation related issues you are concerned about that you think we should be aware of?

I think the people using the lake should pay for it. Also all docks have fees-marines-so you can have funds to operator with out state boaters should pay.

Ticket boats cutting between shore and people fishing towards shore-less than 100 feet open and boats (jet skis) still cut through close to fishing boat

Yes, lake front homes should be able to buoy their boats. Wave action on major part of lake creates banging of boats to dock even with whips! Also, boats are speeding closer to shore. Buoys created a buffer. We can't even swim anymore along the shorelines for fear of getting fun over by boats. ALLOW BUOYS!

Drinking and driving boats

I think that for the most part, boaters on the lake are respectful. I also boat on Long Island Sound and Hudson River and find the boaters there to be more hazardous.

intoxicated boaters coming out of the bar late at night on the water

docks at public boat ramps would speed up launch process reduce noise

Officers need sensitivity training.

I feel out of state boaters should have to conform to the same rules as I do. I.E. licensing

Charge out of state boaters to use ramps. Charge more for bass tourneys and limit the amount of tourneys

too often drivers of motor powered boats tow young children and do NOT watch where they are going, or do not know who has the right of way - endangering children!

set fines to \$5000 for throwing leaves or trash off boats into lake, fine plus 1 yr in jail even better

why don't you charge out of state boaters to use the ramps. - we pay for the lake with our taxes and they get a free ride - that includes bass boats in tournaments.

Very large groups in hollywyle cove. Loud +early starts for bass tournaments

fishing tournaments= too many both day +night!!!

5

sea planes should not be allowed to take off and land in congested areas...and should prevent them from flying to low to water. Also too many times, officials perform safety checks on bass boats when a pontoon boat, full of rowdy drunks drive by and nothing is done

people working at launches should also direct traffic, sometimes takes 1/2 hour to get in /out of the water. People just don't think.

people skiing tubing next to marinas <100yds

Are there any other recreation related issues you are concerned about that you think we should be aware of?

Fund Milfoil control. Keep fishermen bigger distance from private docks.

ban cabin cruisers, large waves. Inspect all boats with head to make sure they are not dumping. Works on lake George, NY - why not candlewood

Inexperienced boaters

big problem is unskilled young people driving big boats. Bass boat operators know about safe boat handling.

Ban Jet skis and cigarette boats. They are polluting the lake

people don't have respect for noise levels when they are moored in the water or on islands after 11pm - voices, music, etc. carry over the water into your home. Offensive language, loud music it is like someone pulling into your driveway in a car and blasting music and swearing. Numerous events of this nature this summer.

Too many FISHING boats

too many jet skies (PWC) they are very noisy. Instead of driving by, they circle in the same area. Clean the lake. Broken docks, wood, floating garbage especially around shoreline.

Out of Towners

Wakeboards boats have 4-6 tanks they pump water into to create a large wave. That erodes the shoreline property and the beaches. Also, there are too many fishing tournaments on this lake. We need a boat sticker program. Lake Mead has one.

power boaters throwing excessive wakes and not staying 100 feet from swim areas and marinas. Much damage has occurred at our marina as a result and swimmers are placed at risk.

Present speed limits are reasonable but seldom enforced

Jet skis too close to shore DEP-CLA drives right by does not stop anything

too many out of state boaters particularly on weekends

no matter what changes are made if there is no enforcement on a regular basis it's useless. People are uneducated to boating rules

there should be a no wake buoy marker in hawthorne cove!!

- 1) get rid of milfoil - 15ft drawdown 1month -2 month
- 2) Boat sticker
- 3) monitor registration and marinas

ban out of water exhaust

usage by out of state boaters is excessive - they may want to look at limit there

Are there any other recreation related issues you are concerned about that you think we should be aware of?

too many large power boats on lake - overcrowded
